

**Issue 9**

**March 2005**

**Hospital utilization in KwaZulu-Natal in FY03/04 – FY04/05**

Published Quarterly by:  
The Epidemiology Unit  
KwaZulu-Natal Department of Health  
Private Bag X9051  
Pietermaritzburg 3200



This issue has been sponsored by the Italian Co-operation



## EDITORIAL

Hospitals are well-known to consume the lion's share of resources in health care. For example, in the 1996/97 financial year, public hospitals accounted for nearly 80% of public health sector expenditures. It is essential that these resources, representing the majority of resources in health care, are used optimally. In other words, resources must be used in such a way that they produce the most output for the least input; that is, they must be used efficiently.

Measuring the efficiency with which hospital resources are used, is an important management function in health care. If resources are being used inefficiently (demanding a high input, with very poor results), then they do not represent the best value for money. It is the duty of managers at all levels to ensure that the resources with which they are entrusted produce the best possible results.

The measurement of hospital efficiency is based on indicators constructed from routinely collected hospital data. Since April 2000, the Hospital Minimum Data Set has been used to monitor service delivery in public hospitals and measure the efficiency of these hospitals. It is vital that the indicators are a true reflection of what happens in a hospital. This can only happen when the data is valid and reliable. If this is not the case, managerial decisions (such as to close beds in one hospital or create new beds in another) may be misguided. This issue of the Epidemiology Bulletin deals with the reliability of hospital data in KwaZulu-Natal.

Nationally, the quality of data in KwaZulu-Natal (KZN) compares only fairly with that of other provinces. However, it is hoped that this issue of the Bulletin will contribute to improving hospital data. Contained in this issue are a description of the ways in which the reliability of hospital data can be estimated, and a breakdown of the reliability of the data from all the hospitals in the Province. This can enable all those involved in the collection, collation or analysis of hospital data to examine the reliability of their own data over time, and compare this with other hospitals' data, with a view to improving the reliability of the data from all hospitals.

I would like to thank the Italian Co-operation for sponsoring this issue of the Bulletin, specifically Dr. Venanzio Vella for his technical expertise and Dr. Antonio Silvestri as project leader of the Italian Co-operation.

Dr. Elizabeth Lutge  
Chief Medical Officer and acting Head  
Epidemiology Unit,  
KwaZulu-Natal Department of Health

## TABLE OF CONTENTS

|                                 |    |
|---------------------------------|----|
| Acronyms & Definitions of Terms | 3  |
| Abstract                        | 5  |
| Introduction                    | 6  |
| Methodology                     | 7  |
| Results                         | 8  |
| Discussion                      | 29 |
| References                      | 31 |
| Annex                           | 32 |

## ACRONYMS & DEFINITION OF TERMS

|                           |   |
|---------------------------|---|
| <i>ALOS</i>               | The Average Length of Stay is the number of days spent in hospital by the average patient. In this issue the ALOS is $\frac{(\frac{1}{2} \text{ Day Patients} + \text{InpatientDays} + \text{Transfers\_in})}{(\text{Discharges} + \text{Deaths} + \text{Transfers\_out})}$   |
| <i>Case mix</i>           | This term is used to describe the complexity of the inpatients. Hospitals having a higher proportion of complex cases (i.e. Regional hospitals) need to be assessed separately from hospitals admitting less complex cases (i.e. district hospitals).   |
| <i>DHIS</i>               | District Health Information System  |
| <i>DOH</i>                | Department of Health.   |
| <i>Efficiency</i>         | In this issue, efficiency is used to indicate the optimal utilization of resources in terms of high occupancy and high turnover.  |
| <i>FIO</i>                | Facility Information Officer.   |
| <i>FY</i>                 | Financial Year.   |
| <i>KZN</i>                | KwaZulu-Natal.  |
| <i>Occupancy</i>          | The proportion of occupied beds is measured in this issue by: $\frac{(\frac{1}{2} \text{ Day Patients} + \text{InpatientDays} + \text{Transfers\_in})}{(\text{Usable beds} * \text{days in a month})}$  |
| <i>Patient throughput</i> | In this issue, the throughput is the number of patients transiting the hospital system. On average, the sum of the patients coming into the hospitals must balance the patients leaving the hospitals. The patients coming in are the sum of admissions+transfers_in and the patients leaving are the sum of discharges+deaths+transfers_out. The monthly variation of the entries and exits must also be consistent with the inpatient days. |
| <i>PIC</i>                | Provincial Information Coordinator.   |
| <i>Reliable</i>           | A measurement is reliable if it provides the same value when it is repeated under identical conditions. For example, because the number of beds is unlikely to change from month to month, high monthly fluctuations in the hospital beds are almost always a sign of unreliability. If there are no real changes and the reported number of beds is unreliable, the occupancy and  |

turnover will have false fluctuations because the number of beds will affect the denominator of these indicators. Reliability is not to be confounded with validity, which is the ability to report real values. For example, a hospital that has always had 300 beds across the years, may have reliably reported all the time the same invalid lower value of 250 beds.

*Turnover*

In this issue turnover is the average number of patients per bed per month and it is obtained by:

$$\frac{(\text{Discharges} + \text{Deaths} + \text{Transfers out})}{\text{Usable Beds}}$$

### **AKNOWLEDGEMENT**

This issue of the Epidemiology Bulletin is a joint product of the KwaZulu-Natal Department of Health (DOH) and the Italian Co-operation, which provided the technical support and paid for the printing costs. Dr. Venanzio Vella, Epidemiologist of the Italian Co-operation and Magadi Gainewe Biostatistician of the Epidemiology Unit, jointly did the analysis and the report writing. The analysis would not have been possible without the effort of the nurses, FIOs, DIOs, PICs, and the data management people who are involved in gathering, submitting and analyzing the hospital data. Dr Elizabeth Lutge, Chief Medical Officer of the Epidemiology Unit, wrote the Editorial.

## Abstract

The objective of this Issue is to provide hospital managers and the central level of the DOH with a method to correctly interpret hospitals' efficiency. Hospital information is collected to provide managers with indicators of utilization so that decisions are made on how to use resources efficiently. However, this objective cannot be achieved if interpretation of the information is not preceded by a reliability check on the data. If this is not done, indicators may be as good as the data they are based upon, and any comparability of indicators between different time periods becomes difficult if not impossible. Comparability is the cornerstone of any monitoring system, because it ensures that any difference is real and not the result of vagaries in the way data are reported.

The analysis carried out in this Bulletin covers the issues related to the reliability of the hospital data and how such reliability is critical to the correct interpretation of the indicators. The hospital data reported for FY03/04 and FY04/05 have been described in terms of frequency distribution and consistency of inter-related variables. A method has been devised to identify outliers and to show how this can affect the interpretation of trends in efficiency. It has been shown how individual variables have different effects on the reliability of the indicators and how this is specific to different categories of hospitals. This should provide hospital managers and the DOH with a practical tool to monitor the quality of the data they report so that immediate corrections are made.

After the quality check on the raw data, the analysis describes the changes in hospital efficiency between FY03/04 and FY04/05. Although occupancy and turnover has slightly increased between March 2003 and April 2005, it is still relatively low. Especially for regional and central hospitals, utilization below 85% is considered inefficient because it is associated with a high cost per equivalent patient day. Managers should find out which wards in their hospitals are less well utilized and what could be done to improve utilization.

Last but not least it is important to propose innovative and realistic solutions to improve the reliability of reporting. More training is unlikely to solve the problem of poor reporting because there will always be high staff turnover and subjective interpretation on how the data should be collected. Practical solutions include: (a) each hospital should count the number of beds at the beginning of each financial year; and not daily as it is done at the moment; (b) each hospital should send the monthly update directly to the central level to avoid that the several passages between the FIO, the DIO and the PIC are associated with file transformations and changes that are likely to introduce errors; (c) the central level should assign a person who will first run a reliability check according to the technique introduced in this issue, so that the relevant FIOs are contacted and asked to correct the outliers; (d) the person in charge at the central level should interpret the data on occupancy and turnover to identify reasons for low utilization and suggest solutions to be implemented by the hospital managers; and (e) the hospital managers should test these solutions and evaluate their impact on efficiency.

## Introduction

Because hospitals consume a high proportion of the health budget, they need to have a high utilization. Most hospitals' costs are fixed and the only way to produce a reasonable cost per output is to increase the number of equivalent patient days through high occupancy and turnover. The data on admissions, discharges, deaths, transfers, day patients, inpatient days and beds are transformed into the following indicators:

$$\text{Occupancy} = \frac{(\frac{1}{2} \text{ Day Patients} + \text{InpatientDays} + \text{Transfers in})}{(\text{Usable Beds} * \text{day in a month})}$$

$$\text{Turnover} = \frac{(\text{Discharges} + \text{Deaths} + \text{Transfers out})}{\text{Usable Beds}}$$

$$\text{ALOS} = \frac{(\frac{1}{2} \text{ Day Patients} + \text{InpatientDays} + \text{Transfers in})}{(\text{Discharges} + \text{Deaths} + \text{Transfers out})}$$

Occupancy and turnover are the most used efficiency indicators because they already capture the information contained in the average length of stay (ALOS). The two numerators of occupancy and turnover form the numerator and the denominator of ALOS, which therefore become redundant if occupancy and turnover are known. Because high occupancy and short turnover means low ALOS and vice versa, the first two indicators are more than sufficient to characterize utilization.

Unreliable data entered in the above-mentioned formulae can produce unreliable indicators. Before attempting any interpretation of occupancy and turnover it is necessary to check the reliability of the monthly reports for the individual variables. Due to the low numbers of transfers and day patients, the most important variables influencing the indicators are the beds, discharges, deaths and inpatient days. In this context the use of day patients and transfers is not so important for the estimation of the above indicators but to monitor day services and the functions of the referral system.

Any comparison across hospitals and time periods may become meaningless if data are unreliable. According to Last JM, reliability is "the degree of stability when a measurement is repeated under identical conditions. Reliability refers to the degree to which the results obtained by a measurement procedure can be replicated". An example of unreliability is the substantial variation in the number of monthly beds, which is clearly against common knowledge. Because the number of beds in a hospital does not change between months, at least in the same financial year, a high variation in the monthly number of beds is the result of unreliable reporting. Unreliable reporting invalidates any conclusion about changes in efficiency because a false increase and a false decrease in the number of monthly beds respectively inflates and deflates the denominators causing a false decrease and a false increase in occupancy and turnover. Furthermore, because the denominator (beds) is relatively small compared to the numerator (inpatient days or discharges+deaths), a small variation in the number of beds can have substantial consequences on the reliability of occupancy and turnover.

Maintaining reliability in reporting is difficult because many people are involved in the data production. In each ward of a hospital, the night shift records the values related to the ward, the Facility Information Officer (FIO) receives these reports from all the wards and carries out some corrections according to his/her own interpretation before entering these numbers into the Patient Throughput Statistical System (PTSS). At the end of the month, the FIO sends the PTSS files to the District Information Officer (DIO), who transforms the file into another format compatible with the District Health Information System (DHIS). The DIO submits the DHIS files to the Provincial Information Coordinators (PIC) who then transmits the files to the Department of Health (DOH) for aggregation and analysis. Because too many people are involved, the original data produced by each ward is unlikely to remain unchanged during the different steps of this long data processing and data flow. This is unlikely to improve with more training because of the high turnover of staff and because the variable degree of subjective interpretation increases exponentially with the number of people involved.

Unreliability causes poor credibility and does not allow to achieve the objective of the data collection, which is to monitor and compare changes in the utilization of the hospitals. The numbers related to the usable beds, inpatient days, deaths and discharges are converted into indicators to monitor hospitals efficiency and to take the required actions when utilization is low. However unreliable reporting of these variables affects the reliability of the indicators of utilization, making any comparison meaningless. It is for the above reasons that this issue of the Epidemiology Bulletin gives a specific focus on the quality check of the data coming from the DHIS before attempting any interpretation on the changes in utilization. The present issue is structured into methodology, results, and discussion; with the Annex providing the raw data for all the hospitals.

## **Methodology**

Data checking is an important preliminary step of any analysis. The main problems affecting reliability include missing values and outliers, which are identified through frequency distributions, graphical representations and comparison with the expected values. Time series are characterized by regular patterns that allow one to identify highly unusual monthly values (outliers), which threaten to invalidate any conclusion on the trends of the indicators.

Several methods can be used to identify outliers. A decision could be taken on the basis of acceptable logical criteria such as the number of deliveries not being higher than the number of total births. However, most of the time, the decision to reject unusual values is based on common sense such as when the hospital beds increase substantially in one month and go back to the normal values the following month. The decision on what value can be considered acceptable in a given month is based on the comparison with the rest of the historical data. Although trend analysis can be used to set acceptable monthly cut off points, it requires many more years of data compared with what is available from the DHIS. Furthermore, even trend analysis may fail to define acceptable cut off points if the data series is so bad that the high monthly variations cannot be used to establish reasonable seasonal fluctuations.



The method utilized in this analysis to identify outliers was based on the comparison of the monthly variation of each individual hospital with the monthly variation for the whole hospital category (i.e. district hospitals). For each hospital, the monthly variation for a given variable (i.e. beds) was obtained by dividing the monthly numbers by the annual monthly average. The monthly variation for the whole hospital category was estimated by dividing the monthly totals by the annual monthly average for the total category. Tables 1 and 2 provide an example of how this was done for the monthly variation of the beds for the district hospitals for FY03/04. For example, the monthly variation for Niemeyer for April 2003 was obtained by dividing the number of beds reported for April 2003 in Table 1 by the annual average in the last column of Table 1  $((61-62)/62*100 = -1.61\%)$ . This produced the proportions in Table 2, where each line shows, for a given hospital, the monthly variation of the number of beds around the monthly average for FY03/04. The same procedure was applied to the totals at the bottom of Table 1, obtaining the monthly range of variation for the whole category of the district hospitals (last line in Table 2).

Each hospital was assigned an unreliability score based on the number of outliers. Each cell in Table 2, representing the monthly variation for a given hospital, was compared with the total variation for the whole category at the bottom of Table 2. It can be seen that the maximum variation for the reported beds for the whole district hospital category was between  $-1.7\%$  and  $+3.3\%$ . If the variation related to a given month was more than twice the above variation for the whole category ( $-3.4\%$   $+6.6\%$ ) it was considered an outlier. For example, Niemeyer never exceeded such cut off points and therefore had zero outliers while McCord had nine reports exceeding the above cut off points and had nine outliers for FY03/04. Because two FYs were taken into consideration, each hospital's score varied between 0 (highest reliability) and 24 outliers (lowest reliability).

The score derived from the number of outliers, allowed us to quantify the unreliability of reporting of a given variable and to check its influence on the indicators. As shown in Figures 6-7, the hospitals were plotted according to their unreliability score for occupancy (Y axis) and their unreliability score for beds and inpatient days (X axis). This provided an easy visualization of the correlation between number of outlier monthly reports of individual variables and number of monthly indicators that were out of range. For example, Figure 6 shows the position of each hospital according to the number of unreliable monthly reported beds (X axis) and the number of unreliable monthly estimates for occupancy (Y axis). As the hospitals proceed towards the upper right hand corner of the graph the number of unreliable monthly reports increases and the number of unreliable monthly estimates for the indicators increases as well.

## **Results**

The reliability check and the further interpretation of the indicators of efficiency are described separately for the district, regional and central, and specialized hospitals. The reason for separating the analysis by hospital category is related to the fact that reliability problems may differ by type of hospital. Another reason is that any interpretation of the utilization should be done among hospitals having similar patients. Hospitals with a high surgery rate cannot have the same occupancy and

turnover as hospitals dealing mainly with patients affected by medical conditions. Therefore, it is only when hospitals are compared within their own category that any difference in occupancy and turnover can be considered to be related to different levels of efficiency.

### District hospitals

The first problem to be tackled was the completeness of monthly reports. In this analysis, the variables taken into account were the reported monthly admissions, discharges, deaths, transfers, day patients, inpatient days and beds. Of the 24 months worth of reporting for FY03/04-04/05, Pongola missed 6 monthly reports for the number of deaths, while Wentworth, Montebello, Umphumulo and Untunjambili were missing between 3 and 5 monthly reports for all the variables. St Andrews, Bethesda, Hlabisa, Mosvold and Greytown were missing one monthly report for one or more variables.

The second problem was the identification of monthly outliers. To provide an example of what outliers mean, only usable beds are reported for one FY in Table 1. Although it is common knowledge that each hospital has the same number of usable beds per month, at least in the same FY, Table 1 shows a high variation. For example, the fifth row of Table 1 shows that in FY03/04 every monthly report produced by Wentworth was out of range, with unlikely numbers of beds reported for April and June 2003, no reporting for July, August and September 2003 and a resumption of reporting afterwards which was clearly in contrast with the values of the previous months. Other hospitals showed wide fluctuations, while many hospitals had stable data.

The presence of gross outliers does not allow one to substitute missing values. When monthly trends are relatively reliable, it is possible to use statistical techniques to substitute the months that are missing. These include, substituting the missing months with the mean or median, in case there is no seasonal patterns, or interpolating two valid months if there are seasonal fluctuations. However, in the case of Wentworth, the number of monthly beds reported for Y03/04 is so unreliable that no statistical manipulation can substitute the missing values.

The above problems affect the interpretation of hospital efficiency. Even if hospitals with missing values are excluded and only hospitals with valid data are taken into account, the presence of gross outliers invalidates the interpretation of the changes in occupancy and turnover. Frequent increases and decreases of the number of beds between months are usually related to problems of reliability, which produce underestimations and overestimations of occupancy and turnover. For example the unreliable reporting of Wentworth in FY03/04 caused the following false fluctuations in occupancy: 42%-46% between April and June 2003, 21%-42% between October and December 2003 and 17%-38% between January and March 2004.

**Table 1 Number of beds, district hospitals, KZN, FY03/04**

| Hospital         | Apr-03       | May-03       | Jun-03       | Jul-03       | Aug-03       | Sep-03       | Oct-03       | Nov-03       | Dec-03       | Jan-04       | Feb-04       | Mar-04       | Avg 03/04   |
|------------------|--------------|--------------|--------------|--------------|--------------|--------------|--------------|--------------|--------------|--------------|--------------|--------------|-------------|
| Niemeyer Men     | 61           | 61           | 61           | 61           | 61           | 61           | 64           | 61           | 66           | 65           | 61           | 61           | 62          |
| McCords          | 186          | 202          | 187          | 163          | 185          | 188          | 223          | 178          | 194          | 190          | 188          | 252          | 195         |
| Osindisweni      | 311          | 310          | 307          | 309          | 310          | 310          | 316          | 319          | 309          | 309          | 310          | 309          | 311         |
| St Mary's (Mar   | 204          | 226          | 235          | 200          | 200          | 198          | 187          | 194          | 196          | 200          | 200          | 200          | 203         |
| Wentworth        | 189          | 194          | 194          |              |              |              | 30           | 30           | 30           | 106          | 106          | 126          | 112         |
| Montebello       | 232          | 262          | 216          | 216          | 228          | 219          | 216          | 216          | 179          | 168          | 147          | 168          | 206         |
| Umphumulo        | 98           | 105          | 81           | 79           | 105          | 145          | 95           | 116          | 140          | 130          | 125          | 136          | 113         |
| Untunjambili     | 125          | 124          | 127          | 133          | 133          | 134          | 121          | 126          | 125          | 139          | 131          | 125          | 129         |
| Christ the King  | 212          | 212          | 212          | 212          | 212          | 212          | 212          | 212          | 212          | 212          | 212          | 212          | 212         |
| EG Usher Men     | 235          | 235          | 235          | 235          | 234          | 235          | 235          | 235          | 236          | 237          | 237          | 237          | 236         |
| St Apollinaris   | 147          | 149          | 152          | 154          | 154          | 161          | 154          | 154          | 154          | 154          | 154          | 154          | 153         |
| Taylor Bequest   | 200          | 222          | 198          | 206          | 200          | 198          | 198          | 198          | 198          | 201          | 210          | 202          | 203         |
| GJ Crooke's      | 306          | 307          | 307          | 307          | 307          | 308          | 300          | 271          | 271          | 273          | 293          | 276          | 294         |
| Murchison        | 326          | 313          | 308          | 322          | 308          | 309          | 310          | 311          | 313          | 309          | 309          | 310          | 312         |
| St Andrew's      | 283          | 282          | 280          | 284          | 284          | 284          | 333          | 283          | 283          | 292          | 300          | 298          | 291         |
| Appelsbosch      | 183          | 183          | 183          | 183          | 183          | 166          | 166          | 166          | 166          | 166          | 193          | 168          | 176         |
| Northdale        | 383          | 381          | 381          | 433          | 381          | 383          | 382          | 419          | 417          | 400          | 383          | 381          | 394         |
| Bethesda         | 207          | 207          | 197          | 186          | 195          | 193          | 192          | 194          | 229          | 196          | 197          | 197          | 199         |
| Hlabisa          | 387          | 387          | 387          | 387          | 387          | 386          | 387          | 387          | 387          | 387          | 387          | 387          | 387         |
| Manguzi          | 262          | 262          | 262          | 262          | 251          | 251          | 251          | 251          | 251          | 251          | 251          | 251          | 255         |
| Mosvold          | 246          | 246          | 246          | 246          | 246          | 246          | 246          | 246          | 247          | 246          | 246          | 246          | 246         |
| Mseleni          | 183          | 183          | 186          | 190          | 186          | 190          | 190          | 190          | 190          | 190          | 188          | 190          | 188         |
| C Johnson Mer    | 352          | 350          | 366          | 363          | 356          | 395          | 351          | 342          | 340          | 359          | 348          | 349          | 356         |
| Church of Scot   | 387          | 358          | 363          | 356          | 356          | 355          | 403          | 356          | 355          | 356          | 371          | 367          | 365         |
| Dundee           | 323          | 323          | 323          | 323          | 323          | 322          | 265          | 265          | 266          | 262          | 262          | 262          | 293         |
| Greytown         | 474          | 419          | 410          | 407          | 414          | 402          | 302          | 345          | 263          | 267          | 260          | 264          | 352         |
| Emmaus           | 174          | 174          | 164          | 160          | 160          | 160          | 160          | 160          | 160          | 170          | 160          | 160          | 164         |
| Estcourt         | 350          | 350          | 347          | 354          | 348          | 357          | 347          | 346          | 342          | 332          | 328          | 328          | 344         |
| C Booth          | 169          | 170          | 165          | 167          | 164          | 167          | 167          | 160          | 216          | 167          | 167          | 167          | 171         |
| Ekhombe          | 159          | 158          | 159          | 159          | 159          | 159          | 159          | 159          | 159          | 159          | 157          | 159          | 159         |
| Eshowe           | 462          | 490          | 484          | 470          | 474          | 472          | 479          | 464          | 460          | 460          | 460          | 460          | 470         |
| KwaMagwaza       | 146          | 151          | 155          | 144          | 141          | 156          | 146          | 140          | 150          | 141          | 131          | 151          | 146         |
| Mbongolwane      | 170          | 200          | 170          | 170          | 170          | 170          | 170          | 170          | 170          | 170          | 170          | 170          | 173         |
| Nkandla          | 235          | 238          | 232          | 234          | 228          | 266          | 266          | 266          | 272          | 266          | 266          | 266          | 253         |
| Benedictine      | 471          | 470          | 470          | 470          | 470          | 470          | 470          | 470          | 470          | 470          | 470          | 470          | 470         |
| Ceza             | 214          | 219          | 218          | 218          | 224          | 224          | 219          | 308          | 218          | 224          | 268          | 247          | 233         |
| Itshelejuba      | 146          | 155          | 158          | 156          | 156          | 157          | 156          | 156          | 156          | 146          | 173          | 146          | 155         |
| Nkonjeni         | 228          | 190          | 228          | 228          | 228          | 228          | 228          | 226          | 228          | 228          | 228          | 228          | 225         |
| Pongola          | 23           | 23           | 23           | 11           | 23           | 23           | 10           | 23           | 23           | 23           | 23           | 23           | 21          |
| Vryheid          | 314          | 327          | 323          | 287          | 326          | 326          | 307          | 328          | 336          | 328          | 281          | 243          | 311         |
| <b>KZN Total</b> | <b>9,763</b> | <b>9,818</b> | <b>9,700</b> | <b>9,445</b> | <b>9,470</b> | <b>9,586</b> | <b>9,413</b> | <b>9,441</b> | <b>9,377</b> | <b>9,349</b> | <b>9,351</b> | <b>9,346</b> | <b>9505</b> |

**Table 2 Variation of beds, district hospitals, KZN, FY03/04**

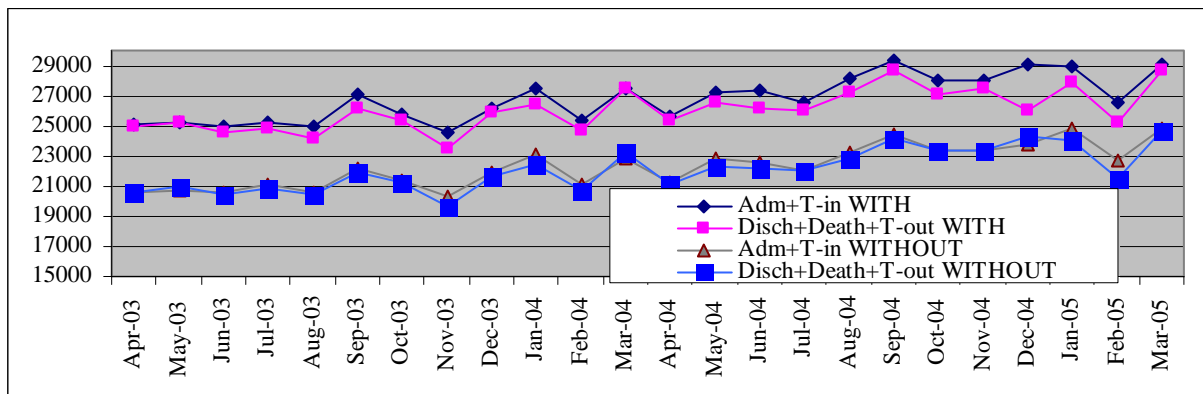
| Name of Hospita  | Apr-03  | May-03  | Jun-03  | Jul-03   | Aug-03   | Sep-03   | Oct-03  | Nov-03  | Dec-03  | Jan-04  | Feb-04  | Mar-04  |
|--|---------|---------|---------|----------|----------|----------|---------|---------|---------|---------|---------|---------|
| Niemeyer Mem   | -1.61%  | -1.61%  | -1.61%  | -1.61%   | -1.61%   | -1.61%   | 3.23%   | -1.61%  | 6.45%   | 4.84%   | -1.61%  | -1.61%  |
| McCords  | -4.45%  | 3.77%   | -3.94%  | -16.27%  | -4.97%   | -3.42%   | 14.55%  | -8.56%  | -0.34%  | -2.40%  | -3.42%  | 29.45%  |
| Osindisweni  | 0.08%   | -0.24%  | -1.21%  | -0.56%   | -0.24%   | -0.24%   | 1.69%   | 2.65%   | -0.56%  | -0.56%  | -0.24%  | -0.56%  |
| St Mary's (Mar)  | 0.33%   | 11.15%  | 15.57%  | -1.64%   | -1.64%   | -2.62%   | -8.03%  | -4.59%  | -3.61%  | -1.64%  | -1.64%  | -1.64%  |
| Wentworth  | 69.25%  | 73.73%  | 73.73%  | -100.00% | -100.00% | -100.00% | -73.13% | -73.13% | -73.13% | -5.07%  | -5.07%  | 12.84%  |
| Montebello   | 12.85%  | 27.44%  | 5.07%   | 5.07%    | 10.90%   | 6.53%    | 5.07%   | 5.07%   | -12.93% | -18.28% | -28.50% | -18.28% |
| Umphumulo  | -13.21% | -7.01%  | -28.27% | -30.04%  | -7.01%   | 28.41%   | -15.87% | 2.73%   | 23.99%  | 15.13%  | 10.70%  | 20.44%  |
| Untunjambili   | -2.79%  | -3.56%  | -1.23%  | 3.43%    | 3.43%    | 4.21%    | -5.90%  | -2.01%  | -2.79%  | 8.10%   | 1.88%   | -2.79%  |
| Christ the King  | 0.00%   | 0.00%   | 0.00%   | 0.00%    | 0.00%    | 0.00%    | 0.00%   | 0.00%   | 0.00%   | 0.00%   | 0.00%   | 0.00%   |
| EG Usher Mem   | -0.21%  | -0.21%  | -0.21%  | -0.21%   | -0.64%   | -0.21%   | -0.21%  | -0.21%  | 0.21%   | 0.64%   | 0.64%   | 0.64%   |
| St Apollinaris   | -4.18%  | -2.88%  | -0.92%  | 0.38%    | 0.38%    | 4.94%    | 0.38%   | 0.38%   | 0.38%   | 0.38%   | 0.38%   | 0.38%   |
| Taylor Bequest   | -1.28%  | 9.58%   | -2.26%  | 1.69%    | -1.28%   | -2.26%   | -2.26%  | -2.26%  | -2.26%  | -0.78%  | 3.66%   | -0.29%  |
| GJ Crooke's  | 4.14%   | 4.48%   | 4.48%   | 4.48%    | 4.48%    | 4.82%    | 2.10%   | -7.77%  | -7.77%  | -7.09%  | -0.28%  | -6.07%  |
| Murchison  | 4.38%   | 0.21%   | -1.39%  | 3.09%    | -1.39%   | -1.07%   | -0.75%  | -0.43%  | 0.21%   | -1.07%  | -1.07%  | -0.75%  |
| St Andrew's  | -2.58%  | -2.93%  | -3.61%  | -2.24%   | -2.24%   | -2.24%   | 14.63%  | -2.58%  | -2.58%  | 0.52%   | 3.27%   | 2.58%   |
| Appelsbosch  | 4.27%   | 4.27%   | 4.27%   | 4.27%    | 4.27%    | -5.41%   | -5.41%  | -5.41%  | -5.41%  | -5.41%  | 9.97%   | -4.27%  |
| Northdale  | -2.71%  | -3.22%  | -3.22%  | 9.99%    | -3.22%   | -2.71%   | -2.96%  | 6.44%   | 5.93%   | 1.61%   | -2.71%  | -3.22%  |
| Bethesda   | 3.93%   | 3.93%   | -1.09%  | -6.61%   | -2.09%   | -3.10%   | -3.60%  | -2.59%  | 14.98%  | -1.59%  | -1.09%  | -1.09%  |
| Hlabisa  | 0.02%   | 0.02%   | 0.02%   | 0.02%    | 0.02%    | -0.24%   | 0.02%   | 0.02%   | 0.02%   | 0.02%   | 0.02%   | 0.02%   |
| Manguzi  | 2.88%   | 2.88%   | 2.88%   | 2.88%    | -1.44%   | -1.44%   | -1.44%  | -1.44%  | -1.44%  | -1.44%  | -1.44%  | -1.44%  |
| Mosvold  | -0.03%  | -0.03%  | -0.03%  | -0.03%   | -0.03%   | -0.03%   | -0.03%  | -0.03%  | 0.37%   | -0.03%  | -0.03%  | -0.03%  |
| Mseleni  | -2.66%  | -2.66%  | -1.06%  | 1.06%    | -1.06%   | 1.06%    | 1.06%   | 1.06%   | 1.06%   | 1.06%   | 0.00%   | 1.06%   |
| C Johnson Mem  | -1.10%  | -1.66%  | 2.83%   | 1.99%    | 0.02%    | 10.98%   | -1.38%  | -3.91%  | -4.47%  | 0.87%   | -2.22%  | -1.94%  |
| Church of Scot   | 5.95%   | -1.98%  | -0.62%  | -2.53%   | -2.53%   | -2.81%   | 10.34%  | -2.53%  | -2.81%  | -2.53%  | 1.57%   | 0.48%   |
| Dundee   | 10.14%  | 10.14%  | 10.14%  | 10.14%   | 10.14%   | 9.80%    | -9.63%  | -9.63%  | -9.29%  | -10.66% | -10.66% | -10.66% |
| Greytown   | 34.56%  | 18.95%  | 16.39%  | 15.54%   | 17.53%   | 14.12%   | -14.27% | -2.06%  | -25.34% | -24.20% | -26.19% | -25.05% |
| Emmaus   | 6.42%   | 6.42%   | 0.31%   | -2.14%   | -2.14%   | -2.14%   | -2.14%  | -2.14%  | -2.14%  | 3.98%   | -2.14%  | -2.14%  |
| Estcourt   | 1.72%   | 1.72%   | 0.85%   | 2.88%    | 1.14%    | 3.75%    | 0.85%   | 0.56%   | -0.61%  | -3.51%  | -4.67%  | -4.67%  |
| C Booth  | -0.88%  | -0.29%  | -3.23%  | -2.05%   | -3.81%   | -2.05%   | -2.05%  | -6.16%  | 26.69%  | -2.05%  | -2.05%  | -2.05%  |
| Ekhombe  | 0.16%   | -0.47%  | 0.16%   | 0.16%    | 0.16%    | 0.16%    | 0.16%   | 0.16%   | 0.16%   | 0.16%   | -1.10%  | 0.16%   |
| Eshowe   | -1.61%  | 4.35%   | 3.07%   | 0.09%    | 0.94%    | 0.51%    | 2.01%   | -1.19%  | -2.04%  | -2.04%  | -2.04%  | -2.04%  |
| KwaMagwaza   | 0.00%   | 3.42%   | 6.16%   | -1.37%   | -3.42%   | 6.85%    | 0.00%   | -4.11%  | 2.74%   | -3.42%  | -10.27% | 3.42%   |
| Mbongolwane  | -1.45%  | 15.94%  | -1.45%  | -1.45%   | -1.45%   | -1.45%   | -1.45%  | -1.45%  | -1.45%  | -1.45%  | -1.45%  | -1.45%  |
| Nkandla  | -7.08%  | -5.90%  | -8.27%  | -7.48%   | -9.85%   | 5.17%    | 5.17%   | 5.17%   | 7.55%   | 5.17%   | 5.17%   | 5.17%   |
| Benedictine  | 0.20%   | -0.02%  | -0.02%  | -0.02%   | -0.02%   | -0.02%   | -0.02%  | -0.02%  | -0.02%  | -0.02%  | -0.02%  | -0.02%  |
| Ceza   | -8.32%  | -6.18%  | -6.60%  | -6.60%   | -4.03%   | -4.03%   | -6.18%  | 31.95%  | -6.60%  | -4.03%  | 14.82%  | 5.82%   |
| Itshelejuba  | -5.86%  | -0.05%  | 1.88%   | 0.59%    | 0.59%    | 1.24%    | 0.59%   | 0.59%   | 0.59%   | -5.86%  | 11.55%  | -5.86%  |
| Nkonjeni   | 1.48%   | -15.43% | 1.48%   | 1.48%    | 1.48%    | 1.48%    | 1.48%   | 0.59%   | 1.48%   | 1.48%   | 1.48%   | 1.48%   |
| Pongola  | 9.96%   | 9.96%   | 9.96%   | -47.41%  | 9.96%    | 9.96%    | -52.19% | 9.96%   | 9.96%   | 9.96%   | 9.96%   | 9.96%   |
| Vryheid  | 1.13%   | 5.31%   | 4.03%   | -7.57%   | 4.99%    | 4.99%    | -1.13%  | 5.64%   | 8.21%   | 5.64%   | -9.50%  | -21.74% |
| Total  | 2.72%   | 3.29%   | 2.05%   | -0.63%   | -0.37%   | 0.85%    | -0.97%  | -0.67%  | -1.35%  | -1.64%  | -1.62%  | -1.67%  |
| Minimum Monthly variation for the total sample = -1.7%      Maximum Monthly variation for the total sample = +3.3% |         |         |         |          |          |          |         |         |         |         |         |         |

Because the reliability of reporting is questionable, it is preferable to separately describe the data for the whole sample of all the district hospitals and for the subsample containing only hospitals without missing months. In Figure 1, the upper group of curves includes all the district hospitals and the lower group represents the district hospitals with complete data only. For each group, there are two lines representing respectively the monthly numbers of the admissions+transfers\_in and the monthly numbers of discharges+deaths+transfers\_out. Because these two sets of variables represent the patients coming in and out of the district hospitals, the two lines in each group of curves should be almost identical but they are not. The gap separating the two lines in the upper and lower group of curves suggests that the

numbers of patients coming in and out of the hospitals do not coincide. The gap is wider for the upper group of curves including all the hospitals and becomes narrower for the lower group of curves containing only the hospitals with complete reports.

Figure 1 shows an increasing patients' throughput between April 2003 and May 2005 and seasonal variations. For the whole sample represented by the upper group of curves, monthly hospitalizations increased from around 25000 at the beginning of FY03/04 to around 29000 at the end of FY04/05. The upper group of curves shows that the number of patients coming into the hospitals is higher than the number leaving the hospitals with wider gaps in certain months. For the upper group of curves the most inconsistent month is December 2004 when the sum of admissions+transfers\_in increases and the sum of discharges+deaths+transfers\_out decreases. This gap is reduced in the lower set of curves indicating that the subsample containing only district hospitals with complete data improves the match between patients coming in and out of the hospitals. The more reliable lower group of curves allows the identification of seasonal fluctuations, which are consistently repeated in both FY03/04 and FY04/05. These include an increased hospitalization in September, January and March, a decline in February and almost no fluctuations between May and July. The situation is less clear for the other months because the decline between October and November 2003 is not repeated in 2004.

**Figure 1 Patient throughput, district hospitals, KZN, FY03/04 – FY04/05**



The reliability of the number of inpatient days was assessed by checking the consistency of its monthly variation with the monthly variations of the patient throughput. Figure 2, based on the subsample of hospitals with complete data, shows the proportional monthly variation around the annual average (100%) for the admissions+transfers\_in, discharges+deaths+transfers\_out and inpatient days. The variation of each variable has been obtained by dividing the monthly numbers for the total district hospitals with complete data by the annual average for each FY. This presentation allows one to compare different scales of numbers, because the inpatient days would be in the order of more than 150,000 per month versus much lower numbers of admissions and discharges. Transforming the monthly fluctuations in the proportional increases and decreases around the annual average (100%) allows one to check the consistency in the monthly variation of inter-related variables.

**Figure 2 Variation in hospitalizations and inpatient days, district hospitals, KZN, FY03/04 – FY04/05**

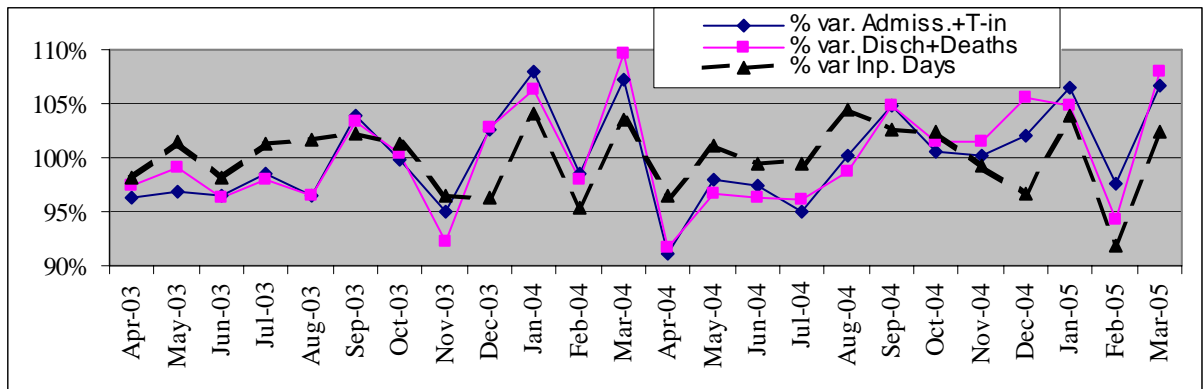


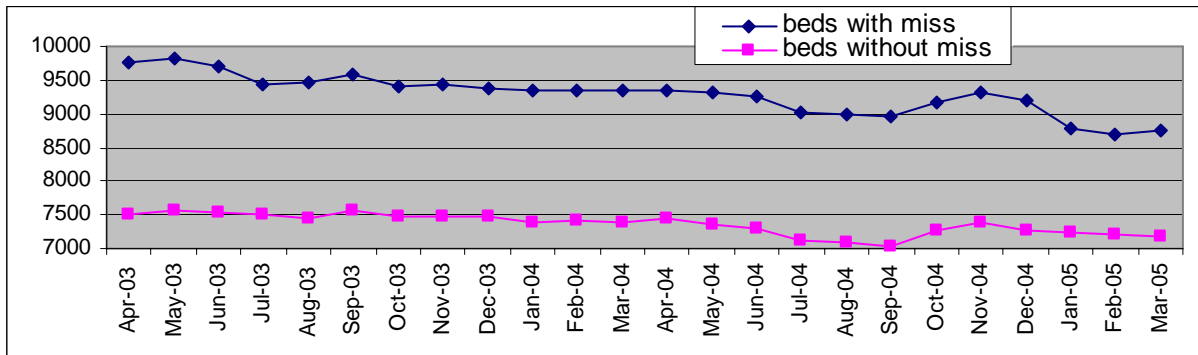
Figure 2 shows that the fluctuations of the inpatient days are not always consistent with those ones related to the patients coming in and out of the hospitals. The fluctuations of admissions+transfers\_in are usually consistent with the fluctuations of the numbers of discharges+deaths+transfers\_out and reflect what is already seen in Figure 1. For example, the peaks in January and March of both FYs show consistency between the patient throughput and the inpatient days. However, the proportional increase above the annual average of the number of people coming in and out of the hospitals in September is not matched by an increase in inpatient days. While the hospitalizations rise between August and September and decline between September and October, the inpatient days remain flat between August and October 2003, decline between August and September 2004 and remain flat between September and October 2004. It is clear that even when the data are limited to the hospitals with complete reports there are problems of consistency. Because of their inter-relationships, the monthly fluctuations of the three lines should follow the same pattern but this is not the case.

Figure 3 shows the monthly reports for the number of beds for the whole sample and the subsample of hospitals with complete data. Although the numbers should be stable within the same FY, there is a monthly variation. The fluctuations are more pronounced in the upper curve where missing values are included, but it is also present in the lower curve, which includes only hospitals with complete data. Besides having much wider fluctuations, the upper curve shows a more pronounced decline between April 2003 and March 2005 compared with the lower curve. This does not allow a precise estimate of the decline in the total number of beds in the district hospitals between the two FYs.

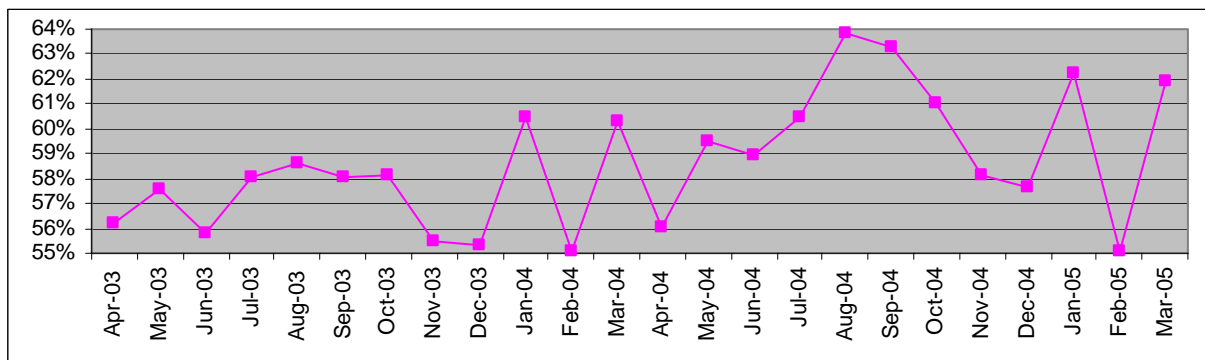
The above inconsistencies affect the reliability of occupancy. Figure 4 shows that the widest fluctuation in monthly occupancy for the district hospitals with complete reports was between 55% and 64% between April 2003 and March 2005. The seasonal increases in occupancy for January and March of both FYs (Figure 4) are consistent with the seasonal increases of the inpatient days (Figure 2). However, the flat occupancy between July and October 2003 is inconsistent with the increased occupancy for July – October 2004 and it is due to the flat reporting of the inpatient days shown in Figure 2 for July-October 2003. As already mentioned, the lack of increase in inpatient days in September 2003 is inconsistent with the increase in

admission and discharges in September 2003. The unreliability of the reporting in the inpatient days does not allow one to clearly estimate seasonal trends in occupancy.

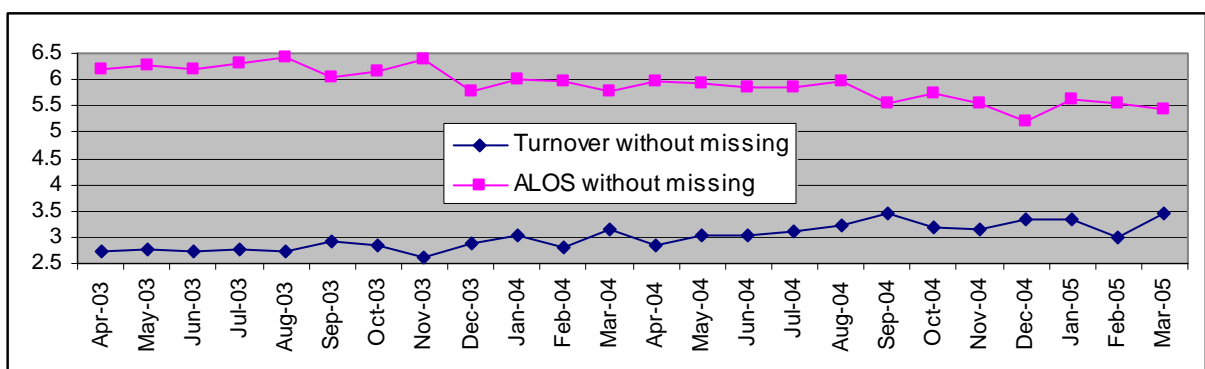
**Figure 3 Number of beds reported by the district hospitals, KZN, FY03/04 – FY04/05**



**Figure 4 Occupancy in district hospitals, KZN, FY03/04 – FY04/05**



**Figure 5 Turnover and ALOS in district hospitals, KZN, FY03/04 – FY04/05**



*Individual district hospitals*

The variability for the whole category of district hospitals shown in Figures 1-5 hides an even higher variation in the reporting by individual hospitals. It is therefore important to identify which hospitals are contributing a higher number of outliers. As

already described in the methodology, the monthly reports exceeding twice the maximum variation for the district hospital category were considered outliers. The number of outlier months in the two FYs could vary between 0 (highest reliability) and 24 (lowest reliability).

The above process repeated for all the variables and for the indicators of occupancy and turnover, provided the basis for Figures 6 and 7. While the X-axes represent the number of outlier months for FY03/04-FY04/05 for the beds and the inpatient days, the Y-axes represent the number of outlier months for occupancy. For example, Umphumulo had 14 outliers for the usable beds (X-axis of Figure 6) and 18 outliers for the inpatient days (X-axis of Figure 7), leading to 18 outliers for occupancy (Y-axis of Figures 6 and 7). Vice versa, Eshowe had 0 unreliable reports for the beds and 5 unreliable reports for inpatient days, leading to only 4 unreliable estimates for occupancy in FY03/04 – FY04/05.

This provides an easy visualization of the relationship between number of monthly reports that were out of range and number of unreliable monthly estimates for occupancy. The message from Figures 6-7 is that as outlier monthly numbers for beds and inpatient days increase, the wrong estimates for occupancy increase as well. If the hospitals were exactly positioned on a diagonal 45 degree line, there would be a perfect correlation of 1 and each monthly outlier for bed or inpatient days, would produce a wrong estimate for occupancy. Although in Figure 6 the points are not exactly on a diagonal line, nevertheless they follow a clear linear pattern and the correlation coefficients<sup>1</sup> between the numbers of unreliable monthly reports for beds and unreliable monthly estimates for occupancy was 0.68. The correlation between the numbers of unreliable monthly reports for the inpatient days and the number of unreliable monthly estimates for occupancy was around 0.65 (Figure 7). This suggests that for the district hospitals, reliability of beds and inpatients days have almost the same importance in influencing the reliability of occupancy.

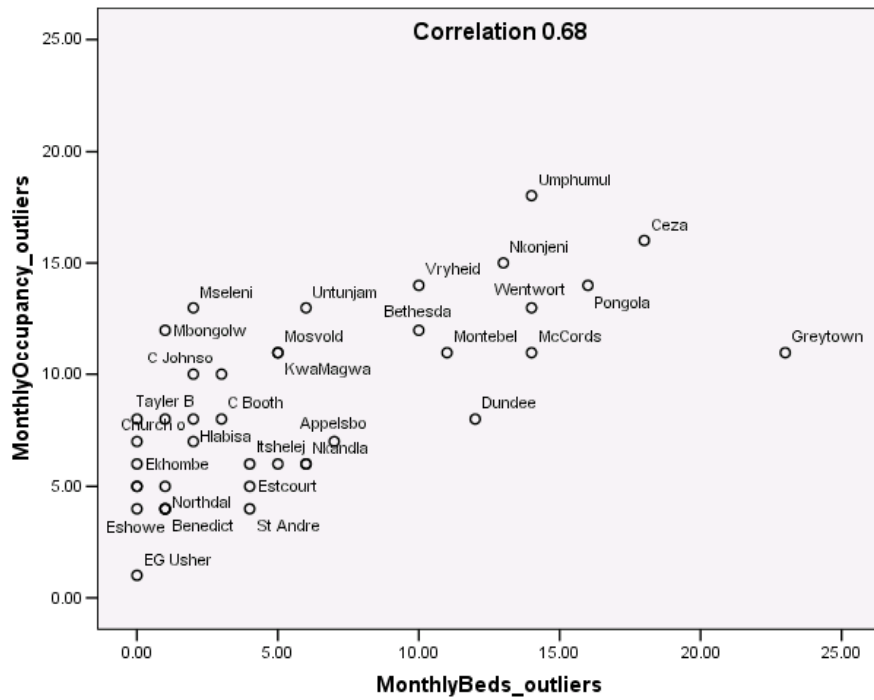
Figures 8-9 show the same relationship between the number of outlier monthly numbers of beds and discharges+deaths and the number of outlier monthly estimates for turnover. In this case, each hospital is positioned according to the number of reports that were out of range for beds and for discharges+deaths (X-axes) and the number of months when turnover was out of range (Y axes). Again Umphumulo had a high frequency of unreliable reports, resulting in a high frequency of unreliable estimates for turnover, while Eshowe was highly reliable because it had a very low number of monthly reports, which were out of range. The correlation coefficient between the numbers of outlier monthly reports for beds and the number of wrong estimates for turnover (Figure 8) was 0.61, while the correlation between outliers for the monthly discharges+deaths and outlier estimates for turnover was 0.72 (Figure9). This means that the reliability of the latter variable is slightly more influential in ensuring reliable estimates of turnover.

---

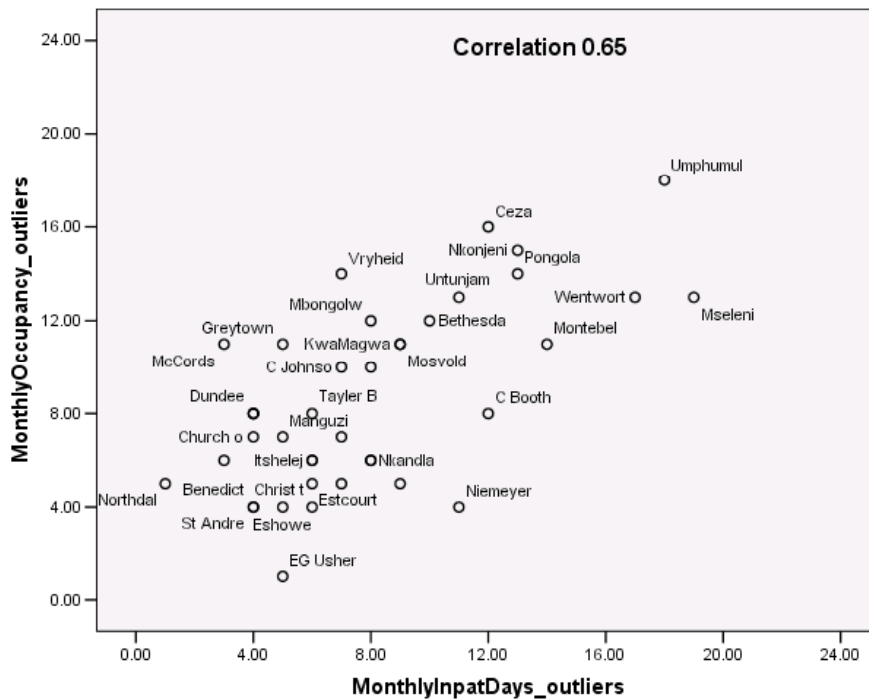
<sup>1</sup> Unless specified as “Not significant” all correlations mentioned in the text and in the Figures were statistically significant (p<0.01)



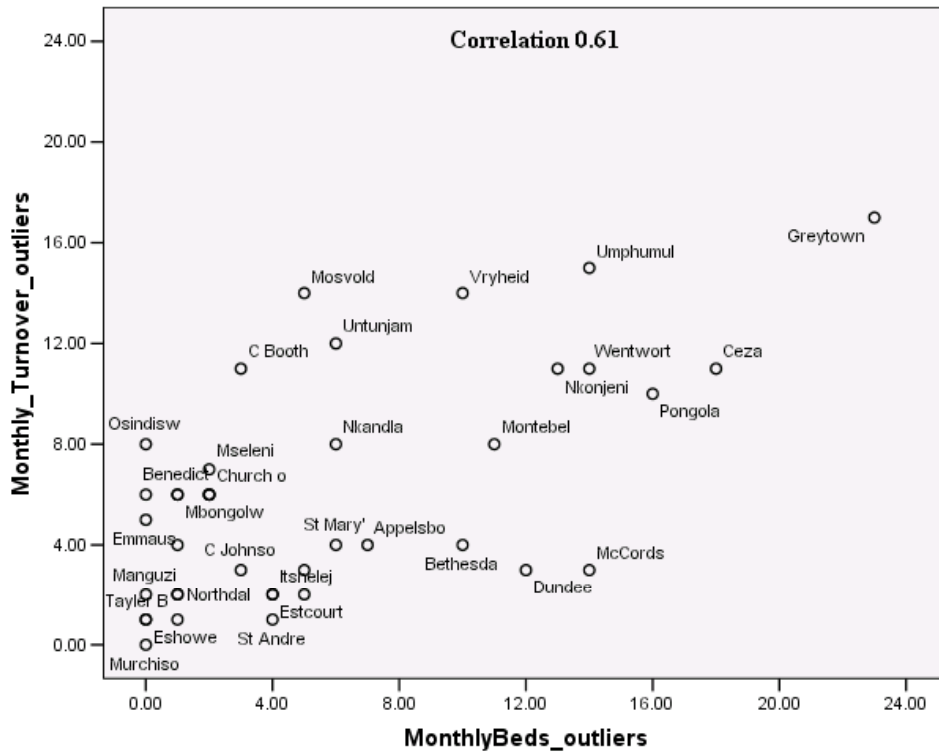
**Figure 6 Outliers for beds and occupancy, district hospitals, KZN, FY03/04 – FY04/05**



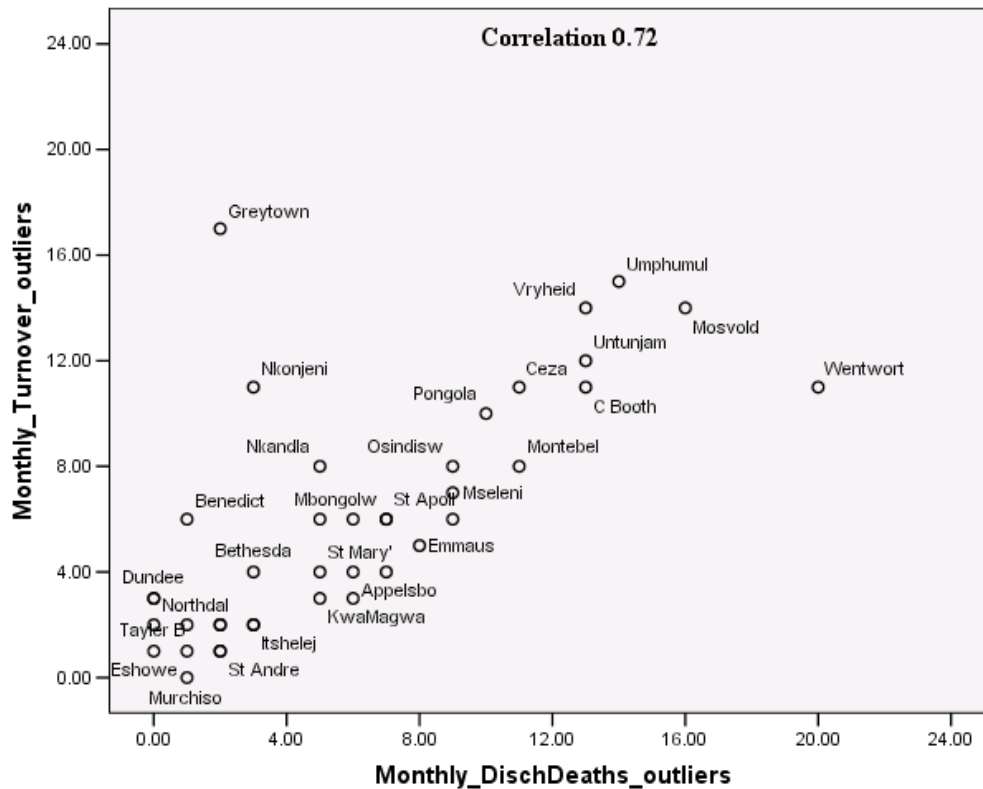
**Figure 7 Outliers for inpatient days and occupancy, district hospitals, KZN, FY03/04 – FY04/05**



**Figure 8 Outliers for beds and outliers for turnover, district hospitals, KZN, FY03/04 – FY04/05**



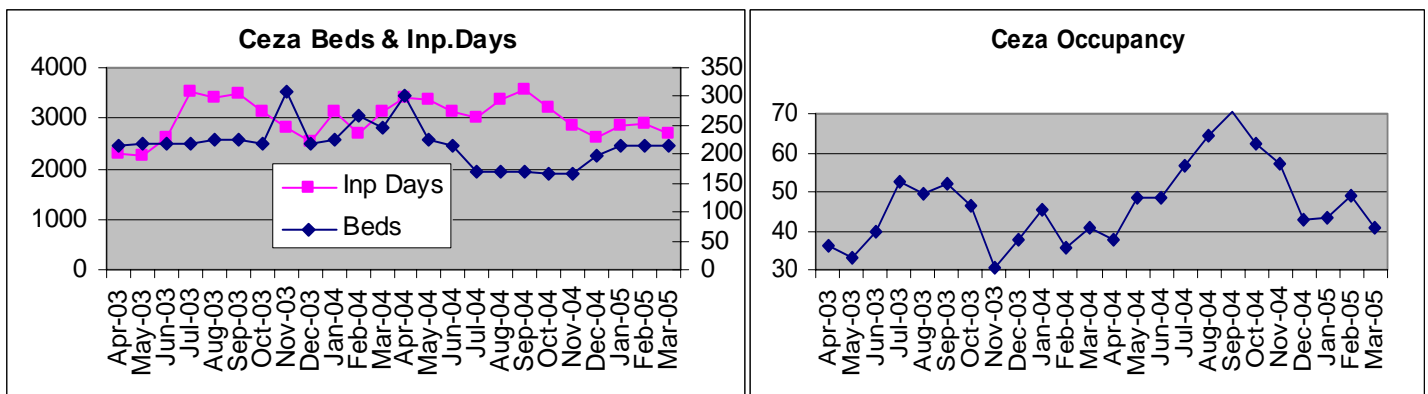
**Figure 9 Outliers for discharges+deaths and outliers for turnover, KZN, FY03/04 – FY04/05**



The above figures show that the hospitals are clustered into groups with different degrees of reliability. The hospitals located at the top, middle and lower sections of Figures 6-7 are respectively characterized by low, medium and high reliability of reporting for beds, inpatient days and occupancy. To better understand how the reliability of beds and inpatient days influences the reliability of occupancy, Ceza, EG Usher and Charles Johnson have been singled out to represent the above mentioned reliability groups. For each hospital, the first graph represents the monthly numbers of inpatient days (Y1) and beds (Y2), while the second graph represents the monthly occupancy.

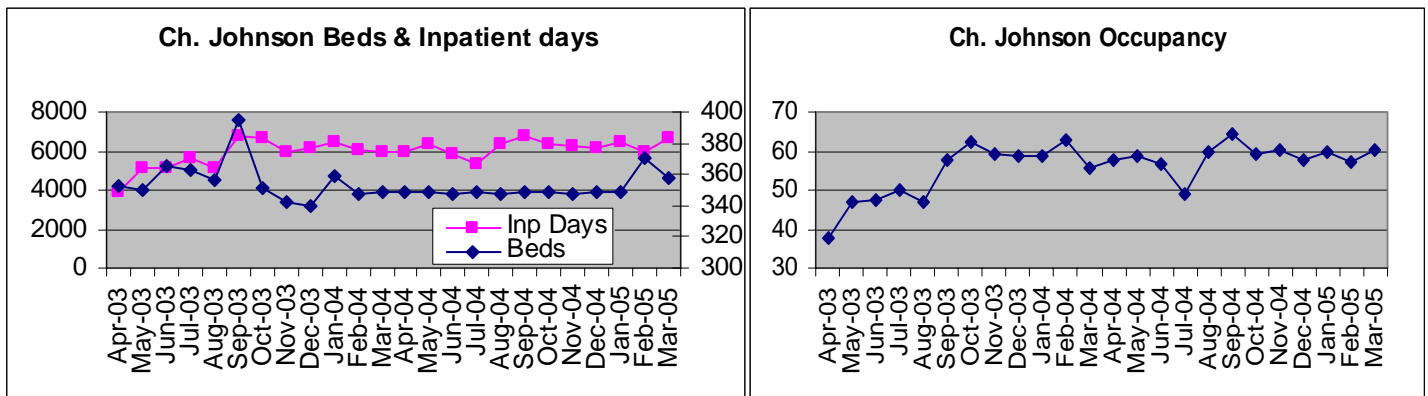
Ceza is an example of the group of hospitals at the upper right hand side of Graphs 6-7 characterized by low reliability for occupancy. Figure 10 shows the wide monthly variation in the monthly number of inpatient days and beds, while Figure 11 shows the wide variation in the occupancy. The unlikely increase in the number of beds in November 2003, and February and April 2004 (Figure 10) caused the inflation of the denominator leading to the sharp decline in the occupancy for the same months (Figure 11). The decline in the number of beds between July and November 2004, clearly related to under-reporting, caused the over-estimate in occupancy in the same period.

**Figures 10 & 11 Reliability of reporting and occupancy in Ceza**



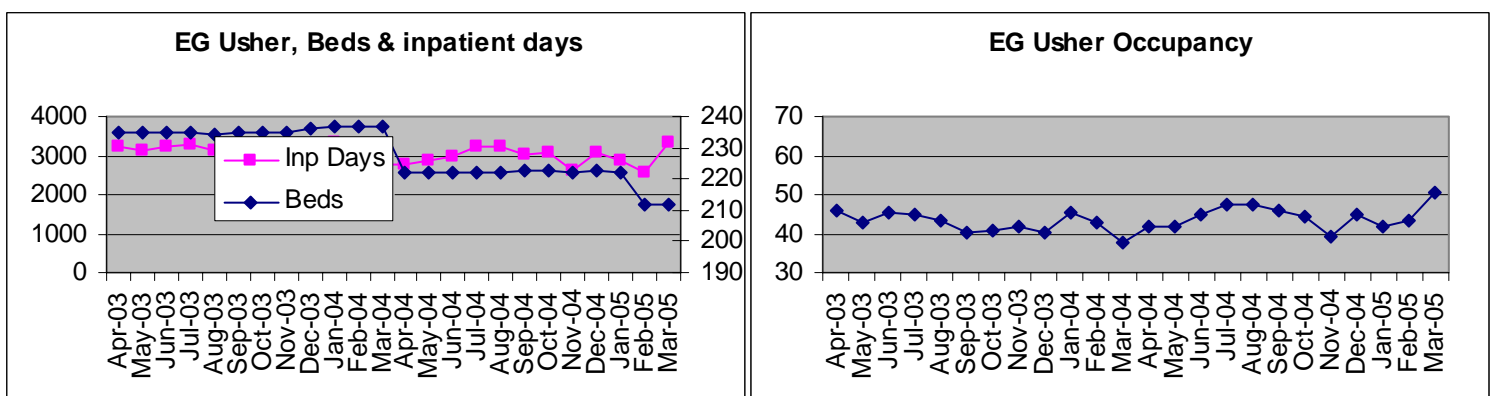
Charles Johnson was selected to represent the group in the middle of Figures 6-7 characterized by medium reliability. Figures 12-13 show that the reliability of the monthly number of beds was poor between April 2003 and January 2004 and improved afterwards. The number of beds between April and September 2003 was probably over-reported and had the same fluctuation followed by the monthly inpatient days. The over-reporting of the number of beds deflated the denominator leading to the underestimation of occupancy between April and September 2003, which was much lower compared with the occupancy estimated after September 2004. Because the number of reported beds resumed at a lower but stable level between February 2004 and January 2005, the fluctuation in occupancy for most of 2004 was more in line with what was expected for a district hospital. In February 2005, there was another unlikely increase in the number of beds, which again coincided with the inpatient days, bringing a false decline in occupancy in February 2005, which was in contrast with the increase recorded in February 2004.

**Figures 12 & 13 Reliability of reporting and occupancy in Ch. Johnson**



Figures 14-15 show the reporting from EG Usher Memorial, which belonged to the high reliability group. The monthly fluctuations in occupancy varied within the 10% variation expected for a district hospital. With the exception for February and March 2005, the numbers of reported beds are stable during each FY. The small decline from 235 to 222 between March and April 2004 is acceptable because it occurs at the beginning of FY04/05. Although beds are unlikely to change within each FY they can change at the beginning of a new FY as a result of management decisions. The unlikely variation in the numbers of beds and inpatient days in March 2005 was the cause for the unlikely increase in occupancy for the same month. However, for most of the time, EG Usher has not exceeded the monthly variation for its own category of hospitals, which is reflected by its position in the lower part of Graphs 6-7.

**Figures 14 & 15 Reliability of reporting and occupancy in EG Usher**



The above Figures show that describing each hospital in a more traditional way is more cumbersome compared with the Figures 6-7. There is a considerable advantage in presenting the relationship between reliability of reporting of monthly beds and inpatient days and the reliability of the monthly occupancy in Figures 6-7. The alternative of presenting two figures per hospital, as done for Ceza, Ch. Johnson and EG Usher requires space, is time consuming and is less efficient.

### Regional and central hospitals

The regional and central hospitals had more reliability problems compared with the district hospitals for FY03/04-FY04/05. Similar to what had already been done for the district hospitals, the two groups of curves in Figure 16 show the patient throughput for all the regional and central hospitals and for the subsample of hospitals with complete reporting and no gross outliers. It can be noticed that the lower group of curves represents more consistent fluctuations between patients coming in and out of the hospitals.

The upper group of curves had several problems related to the inconsistencies between entries and exits. The upper group of curves in Figure 16 shows that the two lines cross each other between September and October 2003, December 2003 and January 2004 and between October and November 2004. These inconsistencies suggest the presence of under and over-reporting of patients coming in and out of the regional hospitals. The other major problem characterizing the upper group of curves is the sharp decline of patient throughput between July and October 2004, which is due to a gross under-reporting from Edendale.

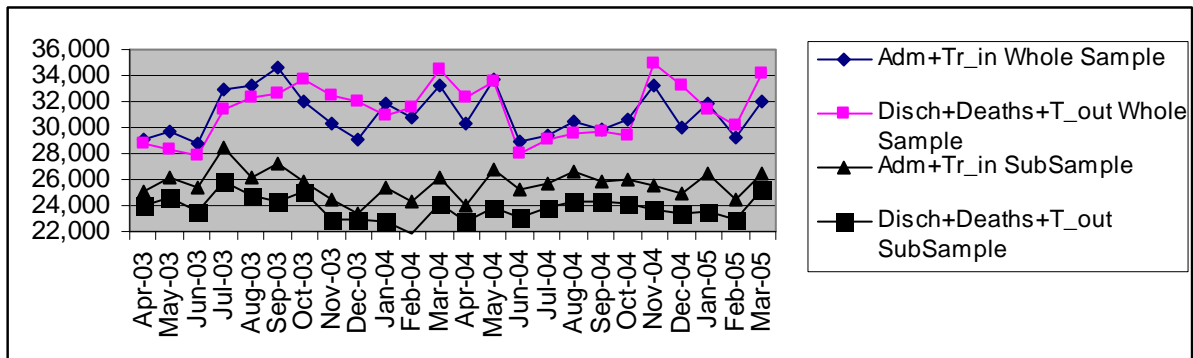
The lower group of curves, which contains only the hospitals with complete data and excludes Edendale, provides a better basis to estimate the seasonal pattern. Although there is a wide gap between patients coming in and out of the hospitals, the two lines never cross each other and they show a consistent pattern. Similar to what has already been seen for district hospitals, the patient throughput increased in January and March and decreased in February in both FYs, while the September peak was more evident in 2003 than in 2004. The proportional variation around the annual average shown in Figure 17 confirms these seasonal variations. Figure 17 also suggests that the increase in patient throughput between June and July 2003 is likely to be due to over-reporting because it is not repeated in 2004 and because it is inconsistent with the low variation shown by the inpatient days in June and July of both FYs. The sharp drop in inpatient days between October and December 2003 is likely to be due to under-reporting because the decline is much lower in 2004 and the number of discharges+deaths+transfers\_out are relatively stable between November and December of both FYs.

Figure 18 shows that the monthly numbers of the reported beds have been quite irregular and declining. Both curves, representing the whole sample and the subsample without missings and outliers, show an unlikely decline of beds in August and September 2003, which is followed by small monthly fluctuations during the two FYs. The overall trends are declining with an overall reduction in the order of 1000 beds between April 2003 and March 2005.

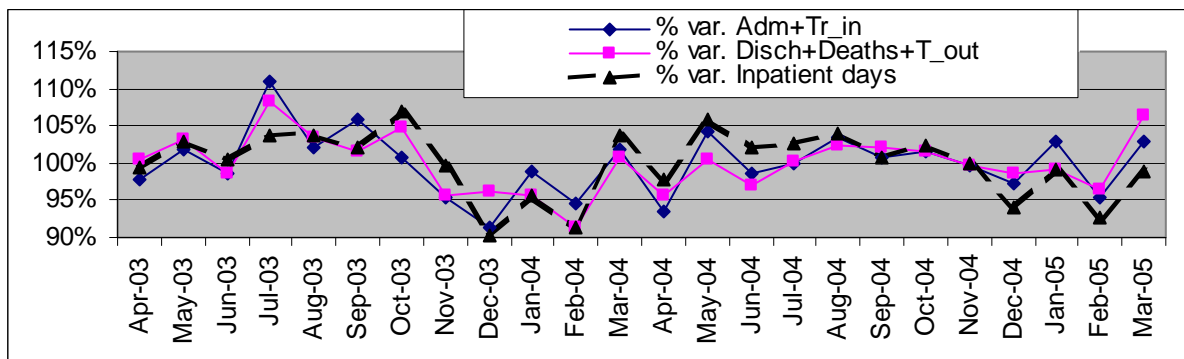
The above problems affect the reliability of occupancy estimates. Figure 19 shows that occupancy did not increase substantially between FY03/04 and FY04/05 and it fluctuated between 55% and 70%. This confirms that for regional and central hospitals, there is a wider seasonal variation compared with district hospitals. With the exception for consistent peaks in March and May of both FY, the seasonal pattern of occupancy is unclear. The wide variation between July and December 2003 is inconsistent with the flat occupancy for the same period of 2004. The decline in occupancy of December 2003 is much sharper than in December 2004 and it is caused

by the sharp drop in inpatient days shown in Figure 17. As already mentioned, such drop seems to be related to under-reporting of inpatient days for December 2003. Figure 20 shows that ALOS and turnover did not change substantially between the two FYs.

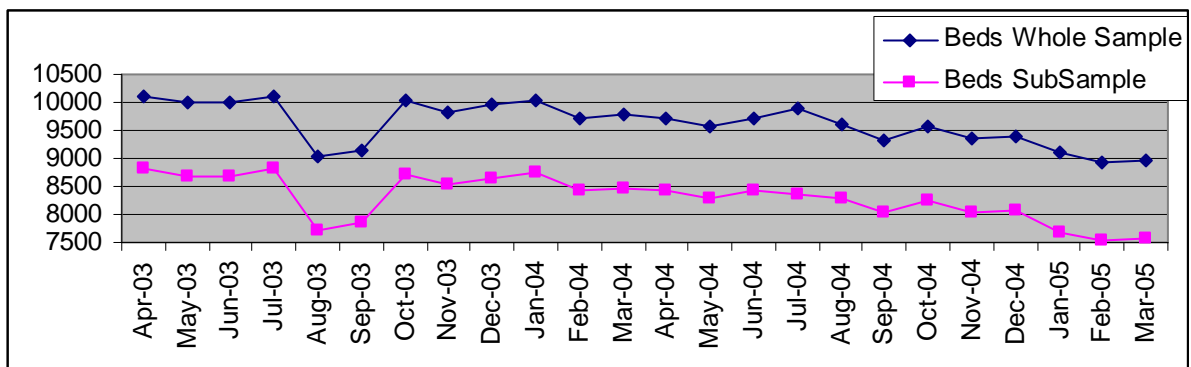
**Figure 16 Patients throughput, regional & central hospitals, KZN, FY03/04 – FY04/05**



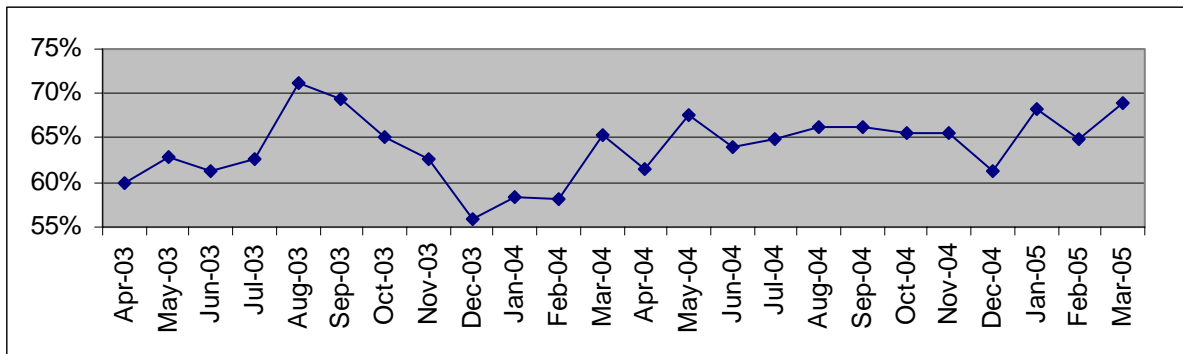
**Figure 17 Hospitalizations and inpatient days, regional & central hospitals, KZN, FY03/04 – FY04/05**



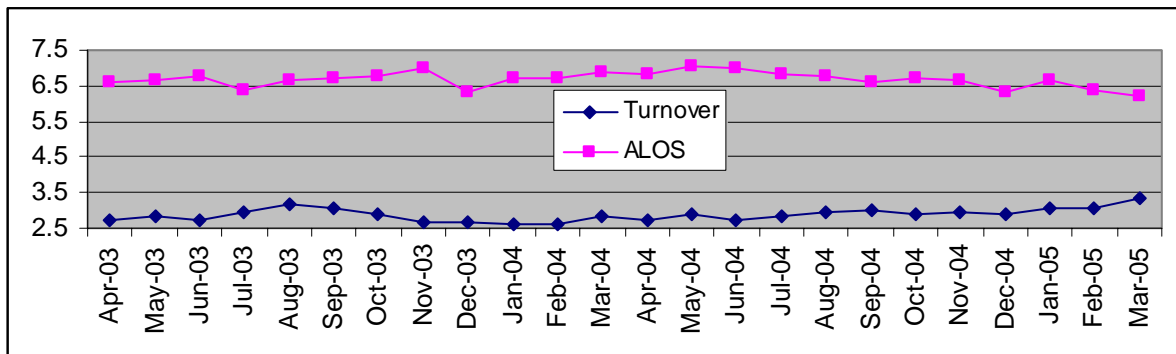
**Figure 18 Number of beds reported by the regional & central hospitals**



**Figure 19** Occupancy of regional and central hospitals, KZN, FY03/04 – FY04/05

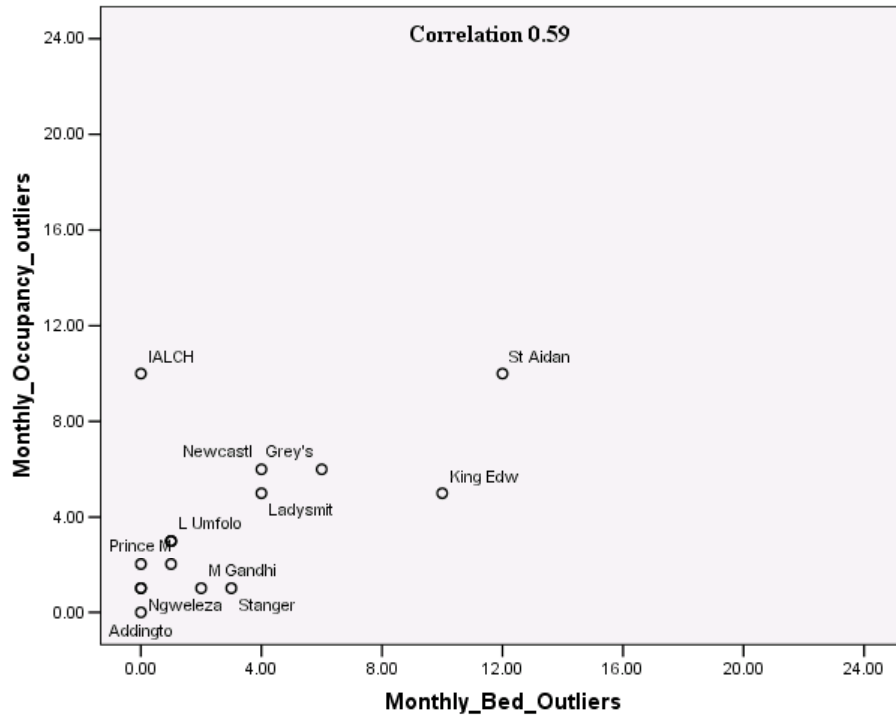


**Figure 20** ALOS and Turnover, regional & central hospitals, KZN, FY03/04 – FY04/05

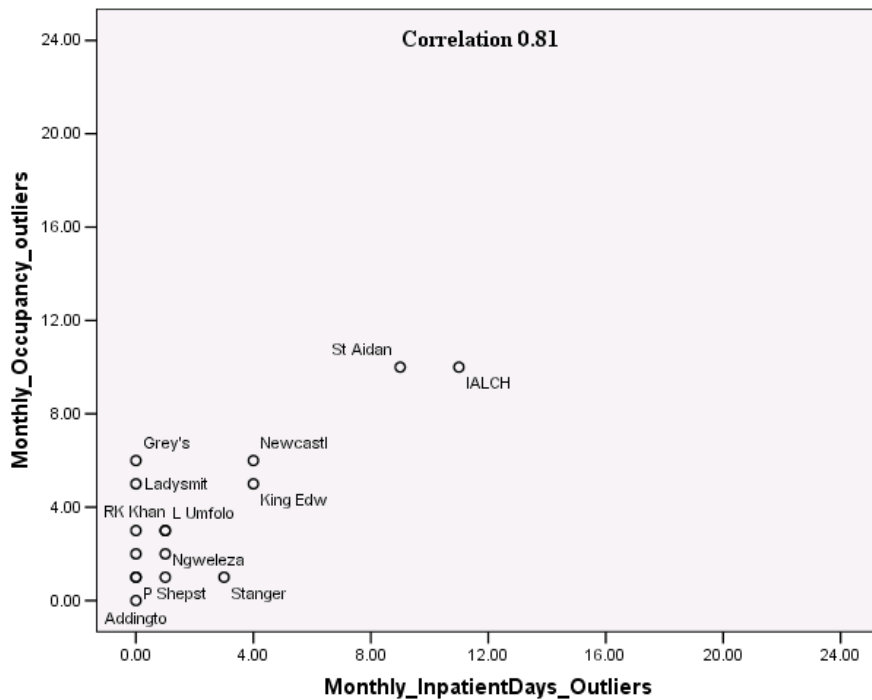


Figures 21-24 show that, for regional and central hospitals, the reliability of the indicators was more influenced by the reporting of the number of inpatient days and discharges+deaths than by the reporting of the number of beds. The lack of a statistically significant correlation in Figure 23 was due to the fact that the position of Edendale interrupts the linear patterns of most of the other points. When Edendale was taken out, the correlation reached the same statistical significance of the correlations shown in the other figures ( $p < 0.01$ ). Reliability of reporting for inpatient days and discharges+deaths was strongly correlated with the reliable estimation of occupancy (Figure 22) and turnover (Figure 24).

**Figures 21** Correlation between outliers for beds and for occupancy, regional & central hospitals, KZN, FY03/04 – FY04/05

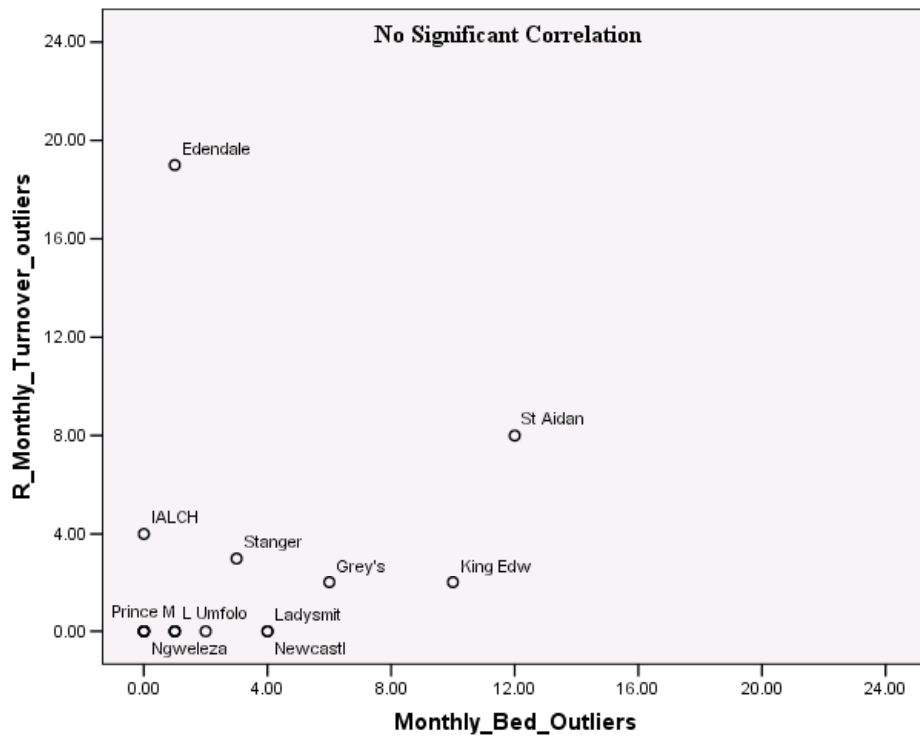


**Figures 22** Correlation between outliers for inpatient days and for occupancy, regional & central hospitals, KZN, FY03/04 – FY04/05

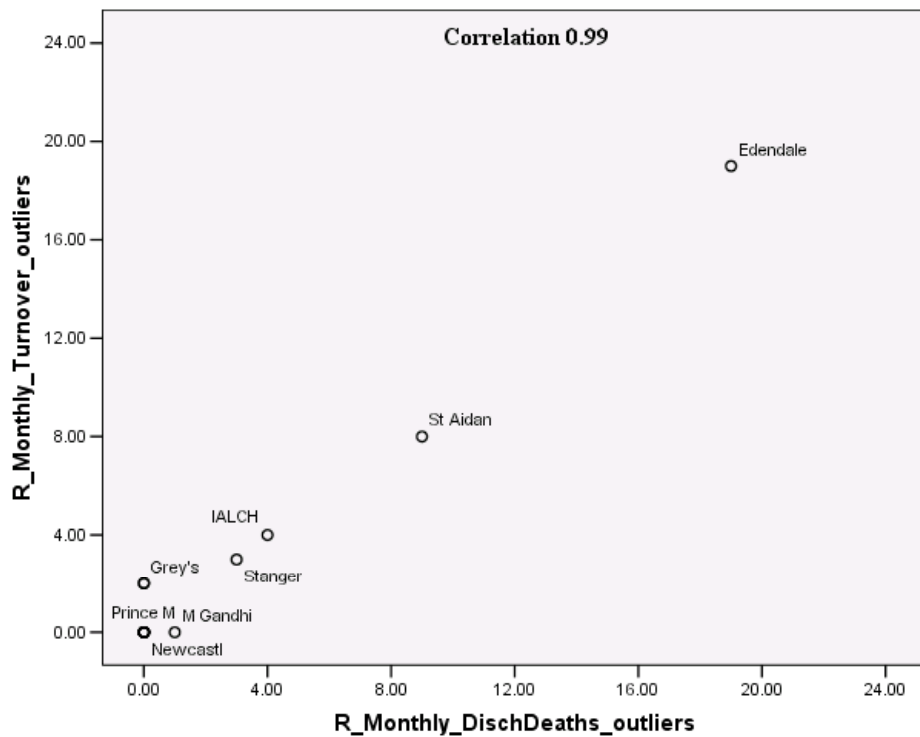




**Figure 23** Outliers for beds and for turnover, regional and central hospitals KZN, FY03/04 – FY04/05



**Figure 24** Outliers for discharges+deaths and for turnover, regional & central hospitals, KZN, FY03/04 – FY04/05

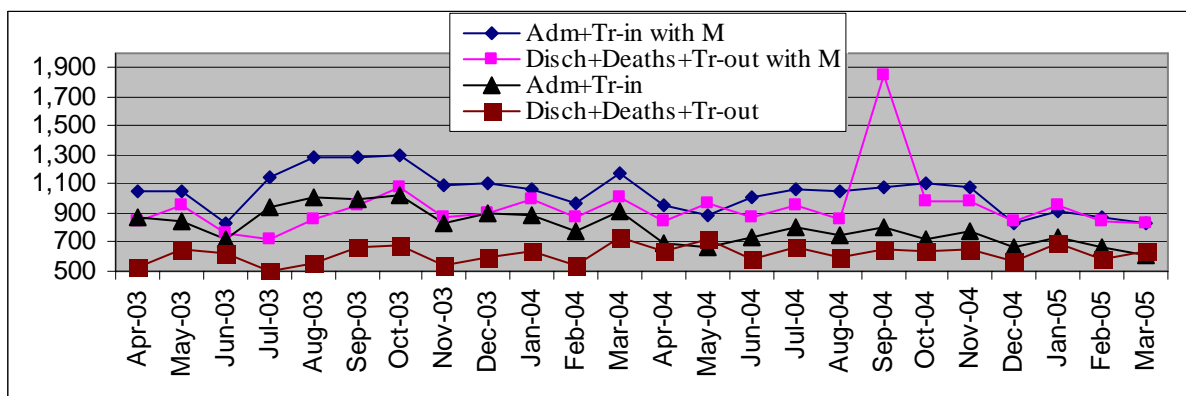


Specialized hospitals

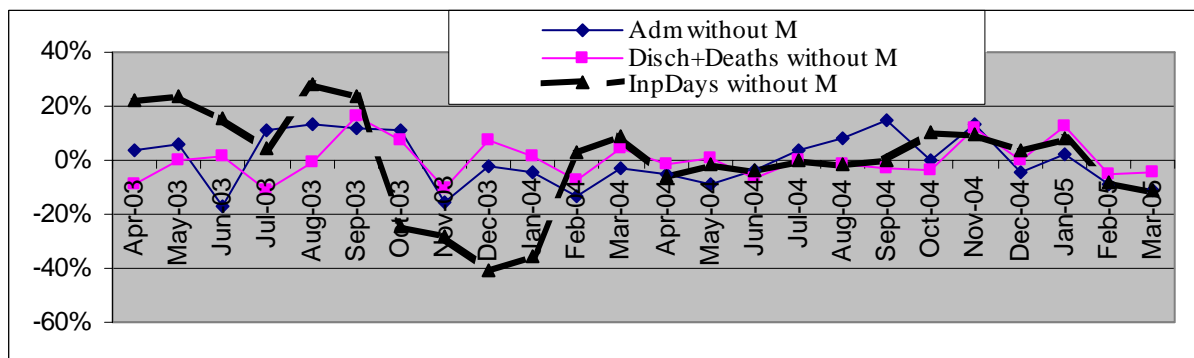
Figure 25 shows the monthly trends between patients coming in and out of the specialized hospitals. As for the other categories, the upper group of curves represents the whole sample and the lower group represents the subsample containing only hospitals with complete recording and no outliers. Each group of curves has two lines representing the patients coming in and out of the hospitals. Both groups show a poor match between the patients entering and leaving the hospitals, especially for FY03/04 where the substantial gap separating the two lines suggests an imbalance between the entries and the exits. The situation improves considerably after December 2004 when the gap is reduced.

The monthly variation around the annual average suggests that the reporting was poor till October 2004. As shown by Figure 26, in 2003 the variation of inpatient days does not follow the variation of admission and discharges+deaths. Inpatient days were probably overestimated between April and September 2003 and underestimated between October 2003 and January 2004.

**Figure 25 Patient throughput in specialized hospitals, KZN, FY03/04 – FY04/05**

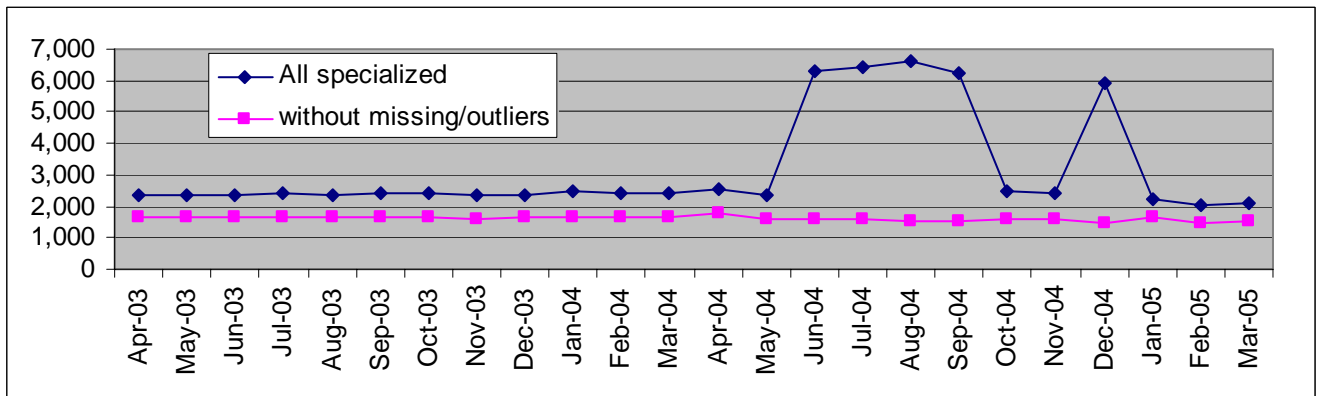


**Figure 26 Hospitalizations and inpatient days in specialized hospitals, KZN, FY03/04 – FY04/05**



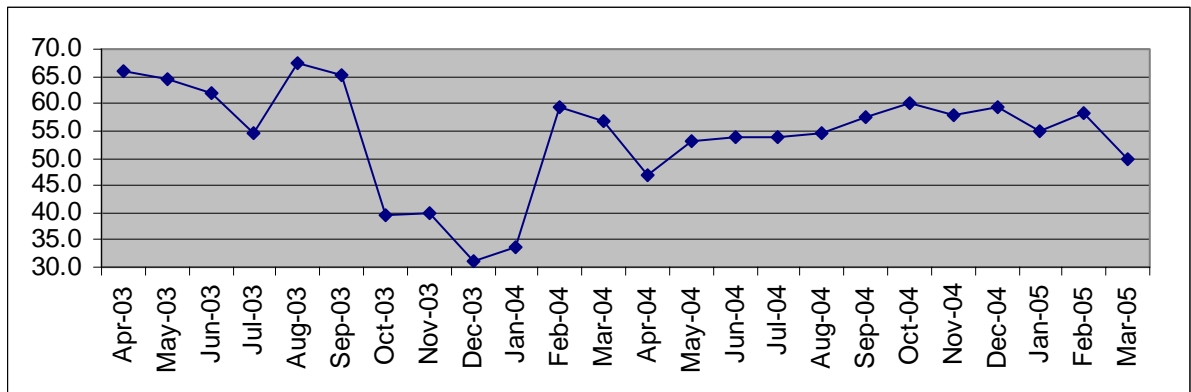
The number of reported beds was relatively stable with the exception of FY04/05 (Figure 27). As usual, the upper and lower curves represent the monthly numbers of usable beds for the whole sample of specialized hospitals and for the subsample without missings and gross outliers. From April 2003 to May 2004 both lines seem to be consistent, whilst between June and December 2004 there is a diversion. The jump shown by the upper line is mainly due to the gross over-reporting by Siloah Lutheran. This confirms that the lower curve provides a more reliable representation of the variation of the beds in specialized hospitals.

**Figure 27 Number of beds in specialised hospitals, KZN, FY03/04 – FY04/05**



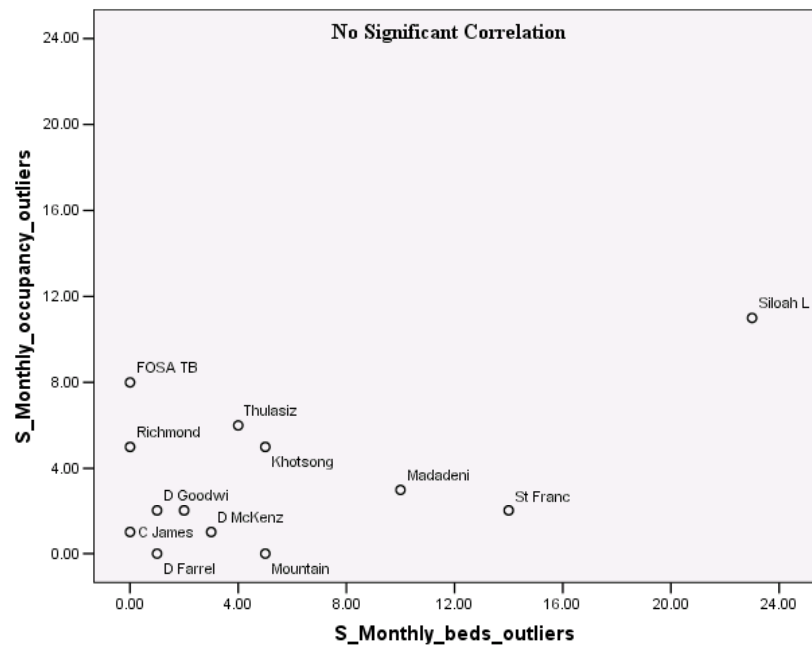
The fluctuations in occupancy are mainly related to the unreliability of inpatient days. Once the data from Khotsong SANTA was excluded, the reporting of the number of beds was less important than the reporting of the number of monthly inpatient days in causing unreliable estimates of the indicators. The unreliability of inpatient days caused the overestimation of occupancy between August and September 2003 and the underestimation between October 2003 and January 2004 (Figure 28).

**Figure 28 Occupancy in specialized hospitals, KZN, FY03/04 – FY04/05**

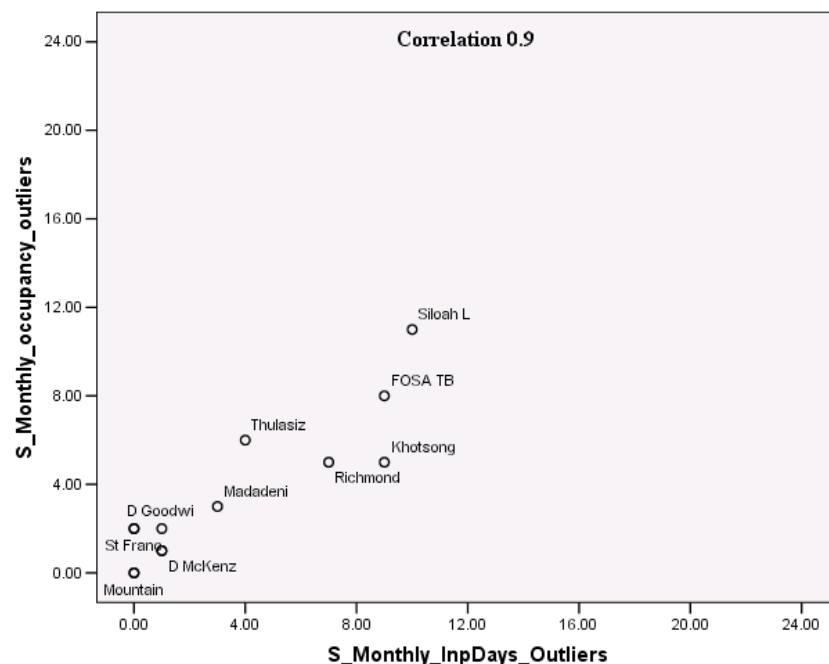


Figures 29-32 show the relationship between reliability of reporting of individual variables and reliability of indicators based on these variables. The correct estimation of monthly occupancy in specialized hospitals was more related to the reliability of the reporting of the inpatient days than to the reliability of the reporting of the number of beds. Similarly, turnover was more influenced by the reliability of the reporting of discharges+deaths than by the reliability of the number of beds.

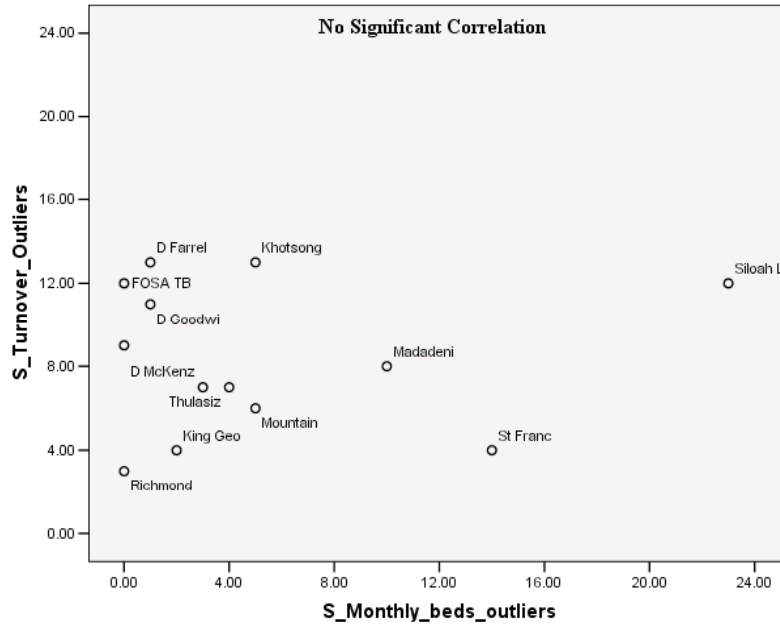
**Figure 29** Specialized hospitals, correlation between outliers for beds and for occupancy, KZN, FY03/04 – FY04/05



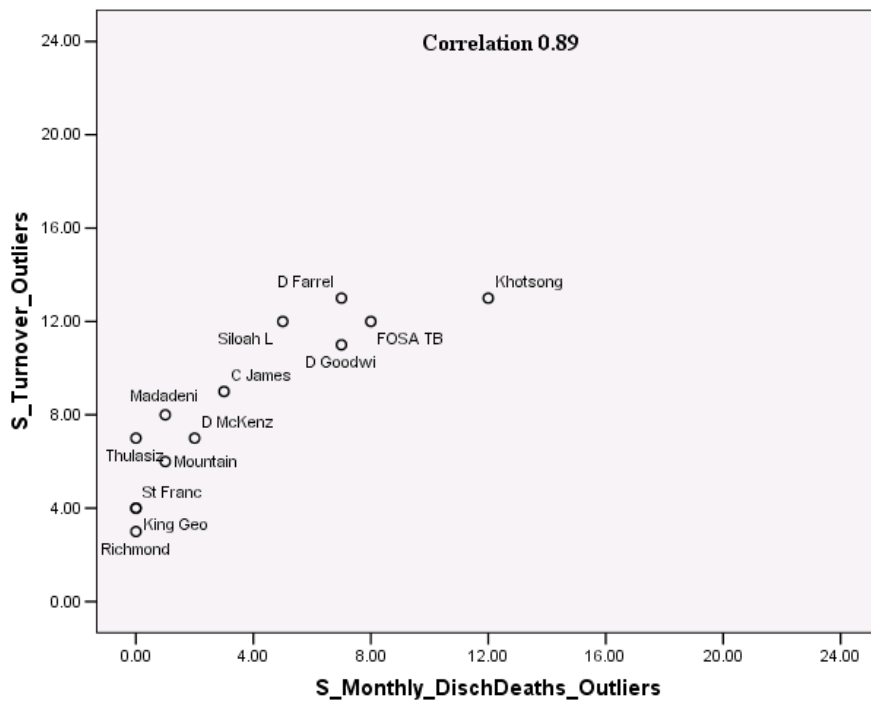
**Figure 30** Specialized hospitals, correlation between outliers for inpatient days and for occupancy, KZN, FY03/04 – FY04/05



**Figure 31 Correlation between outliers for beds and for turnover, KZN, FY03/04 – FY04/05**



**Figure 32 Correlation between outliers discharges + deaths and for turnover, KZN, FY03/04 – FY04/05**



## Discussion

Unreliable reporting of individual variables affected both occupancy and turnover with most hospitals being unreliable for occupancy ending up being unreliable for turnover as well. Hospitals like Umphumulo, which were located on the upper right part of the graphs, were unreliable for all the variables. This caused both occupancy and turnover to be out of range when applying the methodology used in this analysis. Vice versa, hospitals like Eshowe, which were located on the lower right hand side of the graphs, have very few unreliable monthly reports and were almost always reliable for occupancy and turnover. As expected, the hospitals producing reliable numbers for the numerator and denominator of occupancy are doing well for the other variables influencing turnover.

The importance that individual variables have on a correct estimation of occupancy and turnover is not always the same. For district hospitals, all the major variables had the same importance in influencing the reliability of occupancy and turnover. For regional and central hospitals, the reliability in the reports of the inpatient days and the discharges+deaths was more influential than the reports of the number of beds. Finally, except for Shiloah Lutheran, the reliability of the beds was less problematic for the specialized hospitals, while the numbers related to the inpatient days and the discharges+deaths were influencing the reliability of occupancy.

As mentioned in the main text, unreliable data impair the comparability of indicators across different time periods, affecting the interpretation of trends and seasonality. The data suggest that the utilization has slightly increased in FY03/04 and FY04/05, but the precise estimate of such increase is affected by reliability problems. Similarly, unreliability does not allow one to clearly identify the seasonal patterns. Even for the district hospitals, for which there was a more reliable seasonal pattern, the interpretation of seasonality was problematic for some of the period between April 2003 – March 2005.

Unreliability is caused by the high variability with which the many people involved in the data gathering interpret the definition of the variables they report. The same ward may produce different numbers of beds because of the way the beds are counted by different night shifts. It is known that there is a substantial variation on how border beds, adult and juvenile beds, cots, cribs and incubators are reported daily. This daily variation across different wards can amount to substantial reliability problems when monthly numbers are produced for each hospital. In the introduction it was mentioned that the data are produced through a long process where staff in the wards, the FIOs, the DIO, the PIC, and finally the staff at the central level are involved. It is inevitable that the original numbers originating in the wards will be changed as they go through the different steps of aggregation at different levels and transformation of the files into different formats.

Another problem was the poor match between the patients coming in and leaving the hospitals. If the reporting were reliable, the sum of the admissions+transfers\_in should have coincided with the sum of the discharges+deaths+transfers\_out. This was not the case especially for FY03/04, for regional and central, and specialized hospitals. Furthermore, the monthly variation of admissions and discharges were very different from the variation of inpatient days. These problems are the result of

lack of standardization on how these variables are reported, lack of clarity about definitions and subjective interpretation.

The objective of collecting each variable should be better clarified. The objective of reporting the number of day patients and transfers is not so much related to the estimation of occupancy and turnover but to the specific utilization of the day services and of the referral systems. These numbers are so small that they have almost no influence on occupancy and turnover and such data collection would not be worth it if they were used only for estimating general utilization. On the other hand it does not seem that the information on day patients and transfers are much used to evaluate the referral system. Because the standardized collection of transfers and day patients is even more difficult compared with other variables, the efforts done by staff to collect this information would be justified if the DOH would clarify the real objective for this data collection.

Reliability could improve if the central level were more proactive in monitoring the quality of the data and in interpreting the indicators. It is unlikely that further training will improve the reliability of the data produced by the DHIS. It is inevitable that with the high staff turnover and with so many people involved there will always be a high variation on the reporting of individual variables. A more practical solution would be for the DOH to identify outliers according to the method introduced in this analysis so that FIOs are contacted to correct the data. Another practical solution is to reduce the potential source of variation especially when it is not required. For example, there is no need to count the number of usable beds daily because they are decided at the beginning of the FY. A better way would be to conduct an annual count of the beds in each hospital at the beginning of each FY and use this number for the whole FY.

Last but not least, the data should be interpreted to formulate hypotheses to be tested and evaluated by the hospital managers. Utilization is relatively low and the reasons for low efficiency should be investigated. In terms of overall trends, the data suggest only minor increases in utilization between April 2003 and March 2005. Admissions and discharges have slightly increased during FY03/04 and FY04/05 while beds have slightly declined, with subsequent increase in occupancy and turnover and a slight decline in average length of stay. Even with such increase, efficiency is relatively low if it is compared with international standards. As stated by Barnum “individual facilities have a level of services, usually somewhere between 85-90% occupancy, at which they have been designed to operate most efficiently”. The average monthly occupancy for the district regional and central, and specialized categories ranged respectively around 55%-65%, 55%-70% and 30%-70%. These values are far from the target of efficient occupancy and managers should identify which wards have very low occupancy and turnover so that decisions are made to reallocate resources accordingly.

## **References**

Last J.M. A Dictionary of Epidemiology. Third Edition. IEA. Oxford University Press 1955

Barnum H and Kutzin J. Public Hospitals in Developing Countries. The John Hopkins University Press.

Armitage P. Statistical Methods in Medical Research. Blackwell Scientific Publications.1980

Issue 7. Epidemiology Bulletin. Use of the indicators to assess hospital efficiency. June 2004. DOH.

Issue 8. Epidemiology Bulletin. Methodology to validate the hospital information. November 2004. DOH.



# ANNEXURE

## TABLES FOR HOSPITALS DATA

Table A1: District Hospitals - Usable Beds

| District         | Hospital Name   | Apr-04       | May-04       | Jun-04       | Jul-04       | Aug-04       | Sep-04       | Oct-04       | Nov-04       | Dec-04       | Jan-05       | Feb-05       | Mar-05       | Average      |
|------------------|-----------------|--------------|--------------|--------------|--------------|--------------|--------------|--------------|--------------|--------------|--------------|--------------|--------------|--------------|
| Amajuba          | Niemeyer Mem    | 61           | 62           | 63           | 66           | 63           | 61           | 60           | 69           | 62           | 62           | 65           | 63           | 63           |
| <b>Total</b>     |                 | <b>61</b>    | <b>62</b>    | <b>63</b>    | <b>66</b>    | <b>63</b>    | <b>61</b>    | <b>60</b>    | <b>69</b>    | <b>62</b>    | <b>62</b>    | <b>65</b>    | <b>63</b>    | <b>63</b>    |
| eThekweni        | McCords         | 194          | 195          | 219          | 210          | 190          | 186          | 187          | 188          | 181          | 164          | 151          | 151          | 185          |
|                  | Osindisweni     | 292          | 292          | 291          | 313          | 329          | 314          | 314          | 314          | 325          | 332          | 314          | 327          | 313          |
|                  | St Mary's (Mar) | 200          | 227          | 200          | 201          | 200          | 200          | 200          | 200          | 203          | 200          | 200          | 200          | 203          |
|                  | Wentworth       | 126          | 126          | 126          | 125          | 133          | 134          | 132          | 151          | 145          | 140          | 140          | 143          | 135          |
| <b>Total</b>     |                 | <b>812</b>   | <b>840</b>   | <b>836</b>   | <b>849</b>   | <b>852</b>   | <b>834</b>   | <b>833</b>   | <b>853</b>   | <b>854</b>   | <b>836</b>   | <b>805</b>   | <b>821</b>   | <b>835</b>   |
| iLembe           | Montebello      | 169          | 184          | 175          | 168          | 168          | 168          | 169          | 172          | 172          |              |              |              | 172          |
|                  | Umphumulo       | 127          | 121          | 121          | 130          | 121          | 126          | 121          | 121          | 121          |              |              |              | 123          |
|                  | Untunjambili    | 130          | 131          | 128          | 128          | 129          | 130          | 130          | 129          | 129          |              |              |              | 129          |
| <b>Total</b>     |                 | <b>426</b>   | <b>436</b>   | <b>424</b>   | <b>426</b>   | <b>418</b>   | <b>424</b>   | <b>420</b>   | <b>422</b>   | <b>422</b>   |              |              |              | <b>424</b>   |
| Sisonke          | Christ the King | 222          | 198          | 198          | 199          | 198          | 198          | 198          | 197          | 197          | 197          | 197          | 197          | 200          |
|                  | EG Usher Mem    | 222          | 222          | 222          | 222          | 222          | 223          | 223          | 222          | 223          | 222          | 212          | 212          | 221          |
|                  | St Apollinaris  | 154          | 154          | 154          | 154          | 154          | 154          | 154          | 154          | 154          | 150          | 154          | 107          | 150          |
|                  | Taylor Bequest  | 202          | 202          | 202          | 202          | 202          | 202          | 202          | 212          | 203          | 202          | 204          | 204          | 203          |
| <b>Total</b>     |                 | <b>800</b>   | <b>776</b>   | <b>776</b>   | <b>777</b>   | <b>776</b>   | <b>777</b>   | <b>777</b>   | <b>785</b>   | <b>777</b>   | <b>771</b>   | <b>767</b>   | <b>720</b>   | <b>773</b>   |
| Ugu              | GJ Crooke's     | 277          | 277          | 277          | 277          | 277          | 277          | 277          | 277          | 167          | 284          | 276          | 277          | 268          |
|                  | Murchison       | 306          | 315          | 306          | 307          | 309          | 310          | 322          | 307          | 307          | 312          | 306          | 307          | 310          |
|                  | St Andrew's     | 261          | 299          | 297          | 272          | 268          | 262          | 261          | 262          | 273          | 261          | 260          | 260          | 270          |
| <b>Total</b>     |                 | <b>844</b>   | <b>891</b>   | <b>880</b>   | <b>856</b>   | <b>854</b>   | <b>849</b>   | <b>860</b>   | <b>846</b>   | <b>747</b>   | <b>857</b>   | <b>842</b>   | <b>844</b>   | <b>848</b>   |
| uMgungundlovu    | Appelsbosch     | 166          | 166          | 166          | 166          | 166          | 166          | 166          | 166          | 166          | 166          | 166          | 166          | 166          |
|                  | Northdale       | 382          | 394          | 383          | 381          | 383          | 407          | 381          | 381          | 383          | 381          | 381          | 381          | 385          |
| <b>Total</b>     |                 | <b>548</b>   | <b>560</b>   | <b>549</b>   | <b>547</b>   | <b>549</b>   | <b>573</b>   | <b>547</b>   | <b>547</b>   | <b>549</b>   | <b>547</b>   | <b>547</b>   | <b>547</b>   | <b>551</b>   |
| Umkhanyakude     | Bethesda        | 196          | 196          | 188          | 165          | 184          | 154          | 153          | 154          | 174          | 178          | 197          | 196          | 178          |
|                  | Hlabisa         | 387          | 387          | 388          | 387          | 388          | 388          | 387          | 388          | 388          | 367          | 270          | 270          | 366          |
|                  | Manguzi         | 251          | 251          | 251          | 251          | 251          | 251          | 251          | 251          | 251          | 251          | 251          | 251          | 251          |
|                  | Mosvold         | 228          | 228          | 239          | 235          | 236          | 186          | 247          | 246          | 231          | 171          | 246          | 242          | 228          |
|                  | Mseleni         | 190          | 190          | 170          | 170          | 172          | 172          | 172          | 176          | 172          | 172          | 172          | 172          | 175          |
| <b>Total</b>     |                 | <b>1 252</b> | <b>1 252</b> | <b>1 236</b> | <b>1 208</b> | <b>1 231</b> | <b>1 151</b> | <b>1 210</b> | <b>1 215</b> | <b>1 216</b> | <b>1 139</b> | <b>1 136</b> | <b>1 131</b> | <b>1 198</b> |
| Umzinyathi       | C Johnson Mem   | 349          | 349          | 348          | 349          | 348          | 349          | 349          | 348          | 349          | 349          | 371          | 358          | 351          |
|                  | Church of Scot  | 352          | 352          | 352          | 352          | 352          | 351          | 353          | 352          | 405          | 362          | 363          | 353          | 358          |
|                  | Dundee          | 262          | 266          | 262          | 262          | 262          | 262          | 263          | 263          | 263          | 262          | 272          | 272          | 264          |
|                  | Greytown        | 261          | 265          | 259          | 259          | 261          | 370          | 279          | 279          | 279          | 405          | 343          | 439          | 308          |
| <b>Total</b>     |                 | <b>1 224</b> | <b>1 232</b> | <b>1 221</b> | <b>1 222</b> | <b>1 223</b> | <b>1 332</b> | <b>1 244</b> | <b>1 242</b> | <b>1 296</b> | <b>1 378</b> | <b>1 349</b> | <b>1 422</b> | <b>1 282</b> |
| Uthukela         | Emmaus          | 160          | 160          | 160          | 160          | 160          | 160          | 160          | 160          | 160          | 160          | 160          | 160          | 160          |
|                  | Estcourt        | 366          | 337          | 339          | 338          | 340          | 339          | 342          | 339          | 339          | 338          | 338          | 338          | 341          |
| <b>Total</b>     |                 | <b>526</b>   | <b>497</b>   | <b>499</b>   | <b>498</b>   | <b>500</b>   | <b>499</b>   | <b>502</b>   | <b>499</b>   | <b>499</b>   | <b>498</b>   | <b>498</b>   | <b>498</b>   | <b>501</b>   |
| Uthungulu        | C Booth         | 173          | 170          | 170          | 170          | 170          | 170          | 167          | 170          | 170          | 168          | 168          | 168          | 170          |
|                  | Ekhombe         | 159          | 159          | 159          | 159          | 159          | 159          | 159          | 159          | 159          | 159          | 158          | 160          | 159          |
|                  | Eshowe          | 460          | 460          | 460          | 460          | 460          | 460          | 461          | 480          | 463          | 460          | 460          | 460          | 462          |
|                  | KwaMagwaza      | 142          | 131          | 131          | 131          | 136          | 146          | 141          | 133          | 136          | 143          | 140          | 143          | 138          |
|                  | Mbongolwane     | 170          | 170          | 170          | 170          | 170          | 170          | 169          | 170          | 170          | 169          | 170          | 170          | 170          |
|                  | Nkandla         | 264          | 266          | 266          | 266          | 266          | 266          | 266          | 266          | 266          | 266          | 266          | 266          | 266          |
| <b>Total</b>     |                 | <b>1 368</b> | <b>1 356</b> | <b>1 356</b> | <b>1 356</b> | <b>1 361</b> | <b>1 371</b> | <b>1 363</b> | <b>1 378</b> | <b>1 364</b> | <b>1 365</b> | <b>1 362</b> | <b>1 367</b> | <b>1 364</b> |
| Zululand         | Benedictine     | 470          | 470          | 470          | 430          | 433          | 433          | 433          | 504          | 433          | 433          | 433          | 433          | 448          |
|                  | Ceza            | 303          | 224          | 215          | 170          | 170          | 170          | 168          | 166          | 198          | 215          | 215          | 215          | 202          |
|                  | Itshelejuba     | 146          | 146          | 146          | 146          | 146          | 146          | 146          | 146          | 147          | 146          | 146          | 146          | 146          |
|                  | Nkonjeni        | 228          | 228          | 228          | 108          | 59           | 14           | 222          | 222          | 222          | 222          | 222          | 222          | 183          |
|                  | Pongola         | 20           | 25           | 23           | 23           | 22           | 13           | 23           | 23           | 23           | 23           | 23           | 27           | 22           |
|                  | Vryheid         | 328          | 328          | 328          | 328          | 336          | 305          | 374          | 404          | 381          | 287          | 287          | 287          | 331          |
| <b>Total</b>     |                 | <b>1 495</b> | <b>1 421</b> | <b>1 410</b> | <b>1 205</b> | <b>1 166</b> | <b>1 081</b> | <b>1 366</b> | <b>1 465</b> | <b>1 404</b> | <b>1 326</b> | <b>1 326</b> | <b>1 330</b> | <b>1 333</b> |
| <b>KZN Total</b> |                 | <b>9 356</b> | <b>9 323</b> | <b>9 250</b> | <b>9 010</b> | <b>8 993</b> | <b>8 952</b> | <b>9 182</b> | <b>9 321</b> | <b>9 190</b> | <b>8 779</b> | <b>8 697</b> | <b>8 743</b> | <b>9 066</b> |

Note: Shaded areas indicate missing data



Table A3: District Hospitals - Discharges

| District         | Hospital Name   | Apr-04        | May-04        | Jun-04        | Jul-04        | Aug-04        | Sep-04        | Oct-04        | Nov-04        | Dec-04        | Jan-05        | Feb-05        | Mar-05        | Grand Total    | Average        |
|------------------|-----------------|---------------|---------------|---------------|---------------|---------------|---------------|---------------|---------------|---------------|---------------|---------------|---------------|----------------|----------------|
| Amajuba          | Niemeyer Mem    | 126           | 131           | 133           | 169           | 173           | 156           | 104           | 145           | 87            | 154           | 157           | 178           | 1 713          | 142.8          |
| <b>Total</b>     |                 | <b>126</b>    | <b>131</b>    | <b>133</b>    | <b>169</b>    | <b>173</b>    | <b>156</b>    | <b>104</b>    | <b>145</b>    | <b>87</b>     | <b>154</b>    | <b>157</b>    | <b>178</b>    | <b>1 713</b>   | <b>142.8</b>   |
| eThekweni        | McCords         | 714           | 784           | 759           | 791           | 870           | 766           | 817           | 726           | 839           | 820           | 751           | 876           | 9 513          | 792.8          |
|                  | Osindisweni     | 514           | 562           | 544           | 548           | 511           | 525           | 527           | 583           | 605           | 582           | 607           | 667           | 6 775          | 564.6          |
|                  | St Mary's (Mar) | 842           | 835           | 811           | 974           | 838           | 728           | 742           | 749           | 882           | 779           | 690           | 905           | 9 775          | 814.6          |
|                  | Wentworth       | 243           | 240           | 235           | 279           | 330           | 316           | 274           | 382           | 423           | 375           | 350           | 395           | 3 842          | 320.2          |
| <b>Total</b>     |                 | <b>2 313</b>  | <b>2 421</b>  | <b>2 349</b>  | <b>2 592</b>  | <b>2 549</b>  | <b>2 335</b>  | <b>2 360</b>  | <b>2 440</b>  | <b>2 749</b>  | <b>2 556</b>  | <b>2 398</b>  | <b>2 843</b>  | <b>29 905</b>  | <b>2492.1</b>  |
| iLembe           | Montebello      | 186           | 210           | 181           | 139           | 157           | 224           | 179           |               |               |               |               |               | 1 276          | 182.3          |
|                  | Umphumulo       | 277           | 219           | 225           | 239           | 161           | 326           | 342           | 226           | 304           |               |               |               | 2 319          | 257.7          |
|                  | Untunjambill    | 195           | 183           | 119           | 108           | 135           | 171           | 157           |               |               |               |               |               | 1 068          | 152.6          |
| <b>Total</b>     |                 | <b>658</b>    | <b>612</b>    | <b>525</b>    | <b>486</b>    | <b>453</b>    | <b>721</b>    | <b>678</b>    | <b>226</b>    | <b>304</b>    |               |               |               | <b>4 663</b>   | <b>518.1</b>   |
| Sisonke          | Christ the King | 592           | 650           | 701           | 696           | 675           | 758           | 733           | 732           | 781           | 642           | 618           | 648           | 8 226          | 685.5          |
|                  | E G Usher Mem   | 717           | 743           | 771           | 822           | 678           | 811           | 717           | 741           | 755           | 682           | 515           | 660           | 8 612          | 717.7          |
|                  | St Apollinaris  | 394           | 374           | 337           | 373           | 469           | 577           | 458           | 375           | 390           | 392           | 420           | 548           | 5 107          | 425.6          |
|                  | Taylor Bequest  | 712           | 720           | 681           | 715           | 703           | 711           | 689           | 702           | 737           | 738           | 625           | 643           | 8 376          | 698.0          |
| <b>Total</b>     |                 | <b>2 415</b>  | <b>2 487</b>  | <b>2 490</b>  | <b>2 606</b>  | <b>2 525</b>  | <b>2 857</b>  | <b>2 597</b>  | <b>2 550</b>  | <b>2 663</b>  | <b>2 454</b>  | <b>2 178</b>  | <b>2 499</b>  | <b>30 321</b>  | <b>2526.8</b>  |
| Ugu              | GJ Crooke's     | 829           | 954           | 973           | 955           | 1 086         | 1 133         | 1 099         | 1 119         | 1 143         | 1 090         | 1 001         | 1 125         | 12 507         | 1042.3         |
|                  | Murchison       | 561           | 586           | 678           | 618           | 612           | 611           | 637           | 706           | 665           | 650           | 647           | 692           | 7 663          | 638.6          |
|                  | St Andrew's     | 701           | 732           | 720           | 725           | 855           | 679           | 734           | 799           |               | 685           | 646           | 684           | 7 960          | 723.6          |
| <b>Total</b>     |                 | <b>2 091</b>  | <b>2 272</b>  | <b>2 371</b>  | <b>2 298</b>  | <b>2 553</b>  | <b>2 423</b>  | <b>2 470</b>  | <b>2 624</b>  | <b>1 808</b>  | <b>2 425</b>  | <b>2 294</b>  | <b>2 501</b>  | <b>28 130</b>  | <b>2344.2</b>  |
| uMgungundlovu    | Appelsbosch     | 213           | 220           | 209           | 217           | 207           | 259           | 238           | 269           | 249           | 293           | 257           | 307           | 2 938          | 244.8          |
|                  | Northdale       | 1 866         | 2 212         | 2 017         | 1 977         | 2 154         | 2 068         | 2 036         | 2 109         | 2 072         | 1 976         | 2 083         | 2 082         | 24 652         | 2054.3         |
| <b>Total</b>     |                 | <b>2 079</b>  | <b>2 432</b>  | <b>2 226</b>  | <b>2 194</b>  | <b>2 361</b>  | <b>2 327</b>  | <b>2 274</b>  | <b>2 378</b>  | <b>2 321</b>  | <b>2 269</b>  | <b>2 340</b>  | <b>2 389</b>  | <b>27 590</b>  | <b>2299.2</b>  |
| Umkhanyakude     | Bethesda        | 409           | 369           | 326           | 345           | 411           | 355           | 351           | 389           |               | 468           | 409           | 433           | 4 265          | 387.7          |
|                  | Hlabisa         | 598           | 648           | 604           | 556           | 626           | 656           | 658           | 480           |               | 550           | 534           | 656           | 6 566          | 596.9          |
|                  | Manguzi         | 436           | 411           | 433           | 457           | 416           | 495           | 498           | 446           | 439           | 450           | 402           | 554           | 5 437          | 453.1          |
|                  | Mosvold         | 201           | 246           | 202           | 198           | 244           | 259           | 319           | 370           |               | 458           | 434           | 477           | 3 408          | 309.8          |
|                  | Mseleni         | 434           | 349           | 370           | 404           | 481           | 492           | 440           | 396           | 616           | 620           | 526           | 677           | 5 805          | 483.8          |
| <b>Total</b>     |                 | <b>2 078</b>  | <b>2 023</b>  | <b>1 935</b>  | <b>1 960</b>  | <b>2 178</b>  | <b>2 257</b>  | <b>2 266</b>  | <b>2 081</b>  | <b>1 055</b>  | <b>2 546</b>  | <b>2 305</b>  | <b>2 797</b>  | <b>25 481</b>  | <b>2123.4</b>  |
| Umzinyathi       | C Johnson Mem   | 866           | 873           | 877           | 828           | 878           | 1 186         | 972           | 1 018         | 1 073         | 976           | 837           | 995           | 11 379         | 948.3          |
|                  | Church of Scot  | 778           | 751           | 640           | 596           | 775           | 947           | 948           | 969           | 900           | 952           | 665           | 814           | 9 735          | 811.3          |
|                  | Dundee          | 774           | 887           | 859           | 761           | 773           | 809           | 842           | 846           | 815           | 793           | 724           | 770           | 9 653          | 804.4          |
|                  | Greytown        | 797           | 774           | 783           | 666           | 750           | 730           | 0             | 706           | 609           | 773           | 752           | 821           | 8 161          | 680.1          |
| <b>Total</b>     |                 | <b>3 215</b>  | <b>3 285</b>  | <b>3 159</b>  | <b>2 851</b>  | <b>3 176</b>  | <b>3 672</b>  | <b>2 762</b>  | <b>3 539</b>  | <b>3 397</b>  | <b>3 494</b>  | <b>2 978</b>  | <b>3 400</b>  | <b>38 928</b>  | <b>3244.0</b>  |
| Uthukela         | Emmaus          | 299           | 429           | 525           | 476           | 462           | 513           | 535           | 438           | 494           | 510           | 392           | 467           | 5 540          | 461.7          |
|                  | Estcourt        | 996           | 1 096         | 1 085         | 1 085         | 1 108         | 1 196         | 1 099         | 1 178         | 1 201         | 1 273         | 1 112         | 1 363         | 13 792         | 1149.3         |
| <b>Total</b>     |                 | <b>1 295</b>  | <b>1 525</b>  | <b>1 610</b>  | <b>1 561</b>  | <b>1 570</b>  | <b>1 709</b>  | <b>1 634</b>  | <b>1 616</b>  | <b>1 695</b>  | <b>1 783</b>  | <b>1 504</b>  | <b>1 830</b>  | <b>19 332</b>  | <b>1611.0</b>  |
| Uthungulu        | C Booth         | 194           | 179           | 151           | 146           | 193           | 169           | 157           | 115           | 105           | 154           | 164           | 167           | 1 894          | 157.8          |
|                  | Ekhombe         | 220           | 215           | 227           | 176           | 246           | 239           | 231           | 258           | 328           | 271           | 220           | 227           | 2 858          | 238.2          |
|                  | Eshowe          | 1 186         | 1 169         | 1 330         | 1 280         | 1 213         | 1 286         | 1 229         | 1 385         | 1 332         | 1 316         | 1 214         | 1 236         | 15 176         | 1264.7         |
|                  | KwaMagwaza      | 313           | 302           | 315           | 337           | 307           | 323           | 275           | 310           | 298           | 283           | 339           | 310           | 3 712          | 309.3          |
|                  | Mbongolwane     | 218           | 222           | 182           | 205           | 200           | 245           | 216           | 254           | 233           | 247           | 164           | 237           | 2 623          | 218.6          |
|                  | Nkandla         | 401           | 421           | 440           | 399           | 439           | 516           | 477           | 466           | 556           | 532           | 370           | 379           | 5 396          | 449.7          |
| <b>Total</b>     |                 | <b>2 532</b>  | <b>2 508</b>  | <b>2 645</b>  | <b>2 543</b>  | <b>2 598</b>  | <b>2 778</b>  | <b>2 585</b>  | <b>2 788</b>  | <b>2 852</b>  | <b>2 803</b>  | <b>2 471</b>  | <b>2 556</b>  | <b>31 659</b>  | <b>2638.3</b>  |
| Zululand         | Benedictine     | 821           | 862           | 807           | 803           | 772           | 938           | 1 005         | 939           | 942           | 1 020         | 847           | 975           | 10 731         | 894.3          |
|                  | Ceza            | 335           | 355           | 300           | 310           | 291           | 420           | 336           | 304           | 312           | 243           | 249           | 261           | 3 716          | 309.7          |
|                  | Itshelejuba     | 418           | 460           | 479           | 470           | 486           | 462           | 453           | 429           | 530           | 521           | 415           | 509           | 5 632          | 469.3          |
|                  | Nkonjeni        | 535           | 463           | 519           | 499           | 549           | 549           | 530           | 329           | 188           | 459           | 417           | 590           | 5 627          | 468.9          |
|                  | Pongola         | 115           | 116           | 122           | 90            | 98            | 108           | 84            | 97            | 118           | 93            | 104           | 117           | 1 262          | 105.2          |
|                  | Vryheid         | 1 107         | 1 178         | 1 197         | 1 144         | 1 281         | 1 331         | 1 364         | 1 404         | 1 592         | 1 673         | 1 464         | 1 956         | 16 691         | 1390.9         |
| <b>Total</b>     |                 | <b>3 331</b>  | <b>3 434</b>  | <b>3 424</b>  | <b>3 316</b>  | <b>3 477</b>  | <b>3 808</b>  | <b>3 772</b>  | <b>3 502</b>  | <b>3 682</b>  | <b>4 009</b>  | <b>3 496</b>  | <b>4 408</b>  | <b>43 659</b>  | <b>3638.3</b>  |
| <b>KZN Total</b> |                 | <b>22 133</b> | <b>23 130</b> | <b>22 867</b> | <b>22 576</b> | <b>23 613</b> | <b>25 043</b> | <b>23 502</b> | <b>23 889</b> | <b>22 613</b> | <b>24 493</b> | <b>22 121</b> | <b>25 401</b> | <b>281 381</b> | <b>23448.4</b> |

Note: Shaded areas indicate missing data

Table A4: District Hospitals - Deaths

| District         | Hospital Name   | Apr-04       | May-04       | Jun-04       | Jul-04       | Aug-04       | Sep-04       | Oct-04       | Nov-04       | Dec-04       | Jan-05       | Feb-05       | Mar-05       | Grand Total   | Average       |
|------------------|-----------------|--------------|--------------|--------------|--------------|--------------|--------------|--------------|--------------|--------------|--------------|--------------|--------------|---------------|---------------|
| Amajuba          | Niemeyer Mem    | 19           | 19           | 26           | 19           | 17           | 28           | 14           | 24           | 11           | 18           | 16           | 13           | 224           | 18.7          |
|                  | <b>Total</b>    | <b>19</b>    | <b>19</b>    | <b>26</b>    | <b>19</b>    | <b>17</b>    | <b>28</b>    | <b>14</b>    | <b>24</b>    | <b>11</b>    | <b>18</b>    | <b>16</b>    | <b>13</b>    | <b>224</b>    | <b>18.7</b>   |
| eThekweni        | McCords         | 49           | 53           | 46           | 51           | 58           | 49           | 47           | 46           | 53           | 52           | 38           | 48           | 590           | 49.2          |
|                  | Osindisweni     | 74           | 121          | 102          | 85           | 74           | 90           | 91           | 87           | 98           | 89           | 78           | 69           | 1 058         | 88.2          |
|                  | St Mary's (Mar) | 81           | 75           | 93           | 84           | 90           | 83           | 88           | 92           | 89           | 99           | 87           | 99           | 1 060         | 88.3          |
|                  | Wentworth       | 38           | 36           | 67           | 50           | 52           | 50           | 71           | 72           | 85           | 80           | 62           | 66           | 729           | 60.8          |
|                  | <b>Total</b>    | <b>242</b>   | <b>285</b>   | <b>308</b>   | <b>270</b>   | <b>274</b>   | <b>272</b>   | <b>297</b>   | <b>297</b>   | <b>325</b>   | <b>320</b>   | <b>265</b>   | <b>282</b>   | <b>3 437</b>  | <b>286.4</b>  |
| iLembe           | Montebello      | 30           | 38           | 40           | 30           | 42           | 35           | 29           |              |              |              |              |              | 244           | 34.9          |
|                  | Umphumulo       | 36           | 18           | 32           | 40           | 43           | 24           | 31           | 42           | 36           |              |              |              | 302           | 33.6          |
|                  | Untunjambili    | 24           | 21           | 26           | 29           | 21           | 26           | 17           |              |              |              |              |              | 164           | 23.4          |
|                  | <b>Total</b>    | <b>90</b>    | <b>77</b>    | <b>98</b>    | <b>99</b>    | <b>106</b>   | <b>85</b>    | <b>77</b>    | <b>42</b>    | <b>36</b>    |              |              |              | <b>710</b>    | <b>78.9</b>   |
| Sisonke          | Christ the King | 42           | 49           | 72           | 74           | 72           | 46           | 57           | 71           | 73           | 62           | 69           | 67           | 754           | 62.8          |
|                  | EG Usher Mem    | 51           | 43           | 49           | 47           | 60           | 54           | 53           | 39           | 53           | 49           | 37           | 72           | 607           | 50.6          |
|                  | St Apollinaris  | 37           | 51           | 32           | 52           | 41           | 41           | 49           | 39           | 71           | 66           | 42           | 56           | 577           | 48.1          |
|                  | Taylor Bequest  | 84           | 56           | 52           | 66           | 59           | 63           | 74           | 48           | 76           | 53           | 53           | 75           | 759           | 63.3          |
| <b>Total</b>     | <b>214</b>      | <b>199</b>   | <b>205</b>   | <b>239</b>   | <b>232</b>   | <b>204</b>   | <b>233</b>   | <b>197</b>   | <b>273</b>   | <b>230</b>   | <b>201</b>   | <b>270</b>   | <b>2 697</b> | <b>224.8</b>  |               |
| Ugu              | GJ Crooke's     | 63           | 59           | 83           | 72           | 99           | 85           | 78           | 99           | 106          | 102          | 95           | 88           | 1 029         | 85.8          |
|                  | Murchison       | 68           | 81           | 68           | 89           | 78           | 65           | 74           | 96           | 93           | 98           | 72           | 96           | 978           | 81.5          |
|                  | St Andrew's     | 72           | 68           | 64           | 70           | 69           | 70           | 68           | 71           |              | 68           | 61           | 58           | 739           | 61.6          |
|                  | <b>Total</b>    | <b>203</b>   | <b>208</b>   | <b>215</b>   | <b>231</b>   | <b>246</b>   | <b>220</b>   | <b>220</b>   | <b>266</b>   | <b>199</b>   | <b>268</b>   | <b>228</b>   | <b>242</b>   | <b>2 746</b>  | <b>228.8</b>  |
| uMgungundlovu    | Appelsbosch     | 38           | 47           | 38           | 44           | 32           | 40           | 43           | 46           | 48           | 28           | 40           | 39           | 483           | 40.3          |
|                  | Northdale       | 166          | 176          | 186          | 181          | 174          | 182          | 177          | 180          | 207          | 184          | 170          | 198          | 2 181         | 181.8         |
|                  | <b>Total</b>    | <b>204</b>   | <b>223</b>   | <b>224</b>   | <b>225</b>   | <b>206</b>   | <b>222</b>   | <b>220</b>   | <b>226</b>   | <b>255</b>   | <b>212</b>   | <b>210</b>   | <b>237</b>   | <b>2 664</b>  | <b>222.0</b>  |
| Umkhanyakude     | Bethesda        | 41           | 45           | 22           | 46           | 43           | 44           | 41           | 44           |              | 33           | 28           | 41           | 428           | 35.7          |
|                  | Hlabisa         | 86           | 73           | 67           | 65           | 78           | 63           | 73           | 63           |              | 54           | 55           | 68           | 745           | 62.1          |
|                  | Manguzi         | 68           | 61           | 50           | 66           | 72           | 69           | 73           | 62           | 58           | 59           | 68           | 63           | 769           | 64.1          |
|                  | Mosvoid         | 55           | 57           | 32           | 56           | 39           | 41           | 78           | 70           |              | 72           | 51           | 55           | 606           | 50.5          |
|                  | Mseleni         | 41           | 41           | 25           | 45           | 57           | 51           | 39           | 42           | 46           | 39           | 40           | 46           | 512           | 42.7          |
|                  | <b>Total</b>    | <b>291</b>   | <b>277</b>   | <b>196</b>   | <b>278</b>   | <b>289</b>   | <b>268</b>   | <b>304</b>   | <b>281</b>   | <b>104</b>   | <b>257</b>   | <b>242</b>   | <b>273</b>   | <b>3 060</b>  | <b>255.0</b>  |
| Umzinyathi       | C Johnson Mem   | 106          | 101          | 86           | 96           | 118          | 95           | 101          | 115          | 117          | 98           | 94           | 94           | 1 221         | 101.8         |
|                  | Church of Scot  | 77           | 73           | 80           | 74           | 64           | 85           | 92           | 106          | 95           | 114          | 86           | 90           | 1 036         | 86.3          |
|                  | Dundee          | 63           | 71           | 68           | 71           | 82           | 78           | 86           | 109          | 80           | 78           | 75           | 58           | 919           | 76.6          |
|                  | Greytown        | 54           | 52           | 62           | 50           | 38           | 51           | 60           | 45           | 53           | 48           | 34           | 53           | 600           | 50.0          |
|                  | <b>Total</b>    | <b>300</b>   | <b>297</b>   | <b>296</b>   | <b>291</b>   | <b>302</b>   | <b>309</b>   | <b>339</b>   | <b>375</b>   | <b>345</b>   | <b>338</b>   | <b>289</b>   | <b>295</b>   | <b>3 776</b>  | <b>314.7</b>  |
| Uthukela         | Emmaus          | 25           | 34           | 56           | 47           | 43           | 49           | 39           | 49           | 54           | 59           | 51           | 45           | 551           | 45.9          |
|                  | Estcourt        | 75           | 86           | 90           | 95           | 108          | 83           | 92           | 91           | 121          | 98           | 106          | 103          | 1 148         | 95.7          |
| <b>Total</b>     | <b>100</b>      | <b>120</b>   | <b>146</b>   | <b>142</b>   | <b>151</b>   | <b>132</b>   | <b>131</b>   | <b>140</b>   | <b>175</b>   | <b>157</b>   | <b>157</b>   | <b>148</b>   | <b>1 699</b> | <b>141.6</b>  |               |
| Uthungulu        | C Booth         | 12           | 16           | 14           | 16           | 14           | 13           | 21           | 23           | 22           | 13           | 15           | 18           | 197           | 16.4          |
|                  | Ekhombe         | 22           | 15           | 19           | 10           | 12           | 16           | 21           | 16           | 17           | 20           | 26           | 22           | 216           | 18.0          |
|                  | Eshowe          | 113          | 123          | 122          | 128          | 128          | 125          | 132          | 108          | 137          | 118          | 102          | 111          | 1 447         | 120.6         |
|                  | KwaMagwaza      | 46           | 60           | 61           | 69           | 41           | 56           | 43           | 50           | 63           | 52           | 42           | 49           | 632           | 52.7          |
|                  | Mbongolwane     | 33           | 32           | 30           | 36           | 32           | 21           | 22           | 32           | 32           | 29           | 15           | 20           | 334           | 27.8          |
|                  | Nkandla         | 37           | 48           | 43           | 54           | 36           | 61           | 43           | 35           | 41           | 43           | 38           | 38           | 517           | 43.1          |
| <b>Total</b>     | <b>263</b>      | <b>294</b>   | <b>289</b>   | <b>313</b>   | <b>263</b>   | <b>292</b>   | <b>282</b>   | <b>264</b>   | <b>312</b>   | <b>275</b>   | <b>238</b>   | <b>258</b>   | <b>3 343</b> | <b>278.6</b>  |               |
| Zululand         | Benedictine     | 101          | 111          | 94           | 88           | 86           | 86           | 103          | 112          | 107          | 107          | 120          | 123          | 1 238         | 103.2         |
|                  | Ceza            | 24           | 39           | 23           | 29           | 27           | 31           | 32           | 31           | 28           | 32           | 31           | 45           | 372           | 31.0          |
|                  | Itshelajuba     | 59           | 42           | 43           | 61           | 47           | 53           | 58           | 48           | 52           | 48           | 39           | 50           | 600           | 50.0          |
|                  | Nkonjeni        | 66           | 68           | 80           | 61           | 39           | 54           | 70           | 38           | 29           | 56           | 59           | 56           | 676           | 56.3          |
|                  | Pongola         | 1            | 0            | 1            | 1            | 2            | 3            | 0            | 2            | 0            | 1            | 0            | 3            | 14            | 1.2           |
|                  | Vryheid         | 99           | 94           | 85           | 83           | 108          | 72           | 102          | 60           | 97           | 106          | 114          | 83           | 1 103         | 91.9          |
| <b>Total</b>     | <b>350</b>      | <b>354</b>   | <b>326</b>   | <b>323</b>   | <b>309</b>   | <b>299</b>   | <b>365</b>   | <b>291</b>   | <b>313</b>   | <b>350</b>   | <b>363</b>   | <b>360</b>   | <b>4 003</b> | <b>333.6</b>  |               |
| <b>KZN Total</b> |                 | <b>2 276</b> | <b>2 353</b> | <b>2 329</b> | <b>2 430</b> | <b>2 395</b> | <b>2 331</b> | <b>2 482</b> | <b>2 403</b> | <b>2 348</b> | <b>2 425</b> | <b>2 209</b> | <b>2 378</b> | <b>28 359</b> | <b>2363.3</b> |

Note: Shaded areas indicate missing data

Table A5: District Hospitals - Transfers In

| District         | Hospital Name   | Apr-04     | May-04     | Jun-04     | Jul-04     | Aug-04     | Sep-04     | Oct-04     | Nov-04     | Dec-04     | Jan-05     | Feb-05     | Mar-05     | Grand Total  | Average      |
|------------------|-----------------|------------|------------|------------|------------|------------|------------|------------|------------|------------|------------|------------|------------|--------------|--------------|
| Amajuba          | Niemeyer Mem    | 0          | 2          | 0          | 0          | 0          | 0          | 3          | 0          | 2          | 0          | 3          | 1          | 11           | 0.9          |
| <b>Total</b>     |                 | <b>0</b>   | <b>2</b>   | <b>0</b>   | <b>0</b>   | <b>0</b>   | <b>0</b>   | <b>3</b>   | <b>0</b>   | <b>2</b>   | <b>0</b>   | <b>3</b>   | <b>1</b>   | <b>11</b>    | <b>0.9</b>   |
| eThekweni        | McCords         | 4          | 7          | 6          | 4          | 0          | 1          | 2          | 2          | 6          | 3          | 4          | 0          | 39           | 3.3          |
|                  | Osindisweni     | 18         | 39         | 34         | 27         | 16         | 34         | 32         | 30         | 25         | 25         | 47         | 47         | 374          | 31.2         |
|                  | St Mary's (Mar) | 76         | 55         | 69         | 50         | 41         | 52         | 43         | 42         | 58         | 87         | 65         | 68         | 706          | 58.8         |
|                  | Wentworth       | 1          | 7          | 5          | 2          | 6          | 9          | 2          | 5          | 7          | 9          | 3          | 6          | 62           | 5.2          |
| <b>Total</b>     |                 | <b>99</b>  | <b>108</b> | <b>114</b> | <b>83</b>  | <b>63</b>  | <b>96</b>  | <b>79</b>  | <b>79</b>  | <b>96</b>  | <b>124</b> | <b>119</b> | <b>121</b> | <b>1 181</b> | <b>98.4</b>  |
| iLembe           | Montebello      | 0          | 0          | 0          | 1          | 0          | 0          | 4          |            |            |            |            |            | 5            | 0.7          |
|                  | Umpfumulo       | 8          | 10         | 12         | 8          | 10         | 12         | 18         | 6          | 6          |            |            |            | 90           | 10.0         |
|                  | Untunjambili    | 12         | 3          | 2          | 2          | 10         | 2          | 6          |            |            |            |            |            | 37           | 5.3          |
| <b>Total</b>     |                 | <b>20</b>  | <b>13</b>  | <b>14</b>  | <b>11</b>  | <b>20</b>  | <b>14</b>  | <b>28</b>  | <b>6</b>   | <b>6</b>   |            |            |            | <b>132</b>   | <b>14.7</b>  |
| Sisonke          | Christ the King | 14         | 26         | 27         | 18         | 29         | 32         | 21         | 43         | 33         | 23         | 26         | 36         | 328          | 27.3         |
|                  | EG Usher Mem    | 13         | 19         | 14         | 11         | 16         | 25         | 20         | 6          | 12         | 15         | 9          | 6          | 166          | 13.8         |
|                  | St Apollinaris  | 0          | 0          | 2          | 8          | 3          | 13         | 14         | 12         | 17         | 21         | 6          | 18         | 114          | 9.5          |
|                  | Taylor Bequest  | 18         | 9          | 22         | 10         | 41         | 16         | 19         | 25         | 22         | 10         | 11         | 18         | 221          | 18.4         |
| <b>Total</b>     |                 | <b>45</b>  | <b>54</b>  | <b>65</b>  | <b>47</b>  | <b>89</b>  | <b>86</b>  | <b>74</b>  | <b>86</b>  | <b>84</b>  | <b>69</b>  | <b>52</b>  | <b>78</b>  | <b>829</b>   | <b>69.1</b>  |
| Ugu              | GJ Crooke's     | 3          | 20         | 9          | 16         | 10         | 7          | 2          | 10         | 9          | 4          | 5          | 5          | 100          | 8.3          |
|                  | Murchison       | 0          | 0          | 0          | 0          | 0          | 0          | 0          | 0          | 0          | 0          | 0          | 0          | 0            | 0.0          |
|                  | St Andrew's     | 3          | 10         | 4          | 1          | 4          | 43         | 0          | 8          | 10         | 5          | 6          | 3          | 97           | 8.1          |
| <b>Total</b>     |                 | <b>6</b>   | <b>30</b>  | <b>13</b>  | <b>17</b>  | <b>14</b>  | <b>50</b>  | <b>2</b>   | <b>18</b>  | <b>19</b>  | <b>9</b>   | <b>11</b>  | <b>8</b>   | <b>197</b>   | <b>16.4</b>  |
| uMgungundlovu    | Appelsbosch     | 0          | 0          | 0          | 0          | 0          | 1          | 0          | 0          | 0          | 0          | 0          | 0          | 1            | 0.1          |
|                  | Northdale       | 81         | 81         | 112        | 130        | 127        | 149        | 114        | 131        | 96         | 82         | 104        | 84         | 1 291        | 107.6        |
| <b>Total</b>     |                 | <b>81</b>  | <b>81</b>  | <b>112</b> | <b>130</b> | <b>127</b> | <b>150</b> | <b>114</b> | <b>131</b> | <b>96</b>  | <b>82</b>  | <b>104</b> | <b>84</b>  | <b>1 292</b> | <b>107.7</b> |
| Umkhanyakude     | Bethesda        | 7          | 5          | 8          | 7          | 6          | 9          | 8          | 10         | 8          | 18         | 17         | 13         | 116          | 9.7          |
|                  | Hlabisa         | 17         | 11         | 21         | 15         | 19         | 17         | 7          | 1          | 14         | 4          | 10         | 10         | 146          | 12.2         |
|                  | Manguzi         | 7          | 3          | 5          | 4          | 4          | 1          | 9          | 4          | 2          | 7          | 9          | 1          | 56           | 4.7          |
|                  | Mosvold         | 12         | 4          | 2          | 3          | 15         | 13         | 10         | 13         | 17         | 7          | 1          | 4          | 101          | 8.4          |
|                  | Mseleni         | 2          | 0          | 2          | 15         | 1          | 0          | 0          | 0          | 0          | 0          | 0          | 1          | 21           | 1.8          |
| <b>Total</b>     |                 | <b>45</b>  | <b>23</b>  | <b>38</b>  | <b>44</b>  | <b>45</b>  | <b>40</b>  | <b>34</b>  | <b>28</b>  | <b>41</b>  | <b>36</b>  | <b>37</b>  | <b>29</b>  | <b>440</b>   | <b>36.7</b>  |
| Umzinyathi       | C Johnson Mem   | 26         | 40         | 33         | 35         | 30         | 26         | 28         | 7          | 28         | 5          | 5          | 4          | 267          | 22.3         |
|                  | Church of Scot  | 13         | 20         | 20         | 16         | 21         | 25         | 22         | 17         | 21         | 30         | 16         | 16         | 237          | 19.8         |
|                  | Dundee          | 7          | 11         | 12         | 7          | 5          | 4          | 8          | 12         | 3          | 6          | 4          | 10         | 89           | 7.4          |
|                  | Greytown        | 7          | 6          | 10         | 12         | 16         | 15         | 3          | 8          | 6          | 2          | 4          | 2          | 91           | 7.6          |
| <b>Total</b>     |                 | <b>53</b>  | <b>77</b>  | <b>75</b>  | <b>70</b>  | <b>72</b>  | <b>70</b>  | <b>61</b>  | <b>44</b>  | <b>58</b>  | <b>43</b>  | <b>29</b>  | <b>32</b>  | <b>684</b>   | <b>57.0</b>  |
| Uthukela         | Emmaus          | 6          | 8          | 8          | 5          | 3          | 7          | 3          | 7          | 2          | 2          | 7          | 10         | 68           | 5.7          |
|                  | Estcourt        | 16         | 4          | 10         | 14         | 9          | 12         | 9          | 8          | 11         | 9          | 4          | 5          | 111          | 9.3          |
| <b>Total</b>     |                 | <b>22</b>  | <b>12</b>  | <b>18</b>  | <b>19</b>  | <b>12</b>  | <b>19</b>  | <b>12</b>  | <b>15</b>  | <b>13</b>  | <b>11</b>  | <b>11</b>  | <b>15</b>  | <b>179</b>   | <b>14.9</b>  |
| Uthungulu        | C Booth         | 0          | 0          | 0          | 0          | 0          | 0          | 3          | 0          | 0          | 0          | 2          | 2          | 7            | 0.6          |
|                  | Ekhombe         | 4          | 3          | 4          | 2          | 7          | 3          | 8          | 8          | 5          | 10         | 1          | 0          | 55           | 4.6          |
|                  | Eshowe          | 13         | 13         | 16         | 11         | 13         | 16         | 16         | 14         | 4          | 18         | 15         | 11         | 160          | 13.3         |
|                  | KwaMagwaza      | 2          | 1          | 3          | 0          | 0          | 0          | 3          | 0          | 4          | 4          | 2          | 2          | 21           | 1.8          |
|                  | Mbongolwane     | 4          | 15         | 5          | 5          | 8          | 8          | 1          | 6          | 6          | 1          | 6          | 10         | 75           | 6.3          |
|                  | Nkandla         | 2          | 3          | 0          | 10         | 4          | 6          | 6          | 11         | 4          | 8          | 7          | 8          | 69           | 5.8          |
| <b>Total</b>     |                 | <b>25</b>  | <b>35</b>  | <b>28</b>  | <b>28</b>  | <b>32</b>  | <b>33</b>  | <b>37</b>  | <b>39</b>  | <b>23</b>  | <b>41</b>  | <b>33</b>  | <b>33</b>  | <b>387</b>   | <b>32.3</b>  |
| Zululand         | Benedictine     | 22         | 8          | 18         | 29         | 8          | 16         | 12         | 27         | 23         | 23         | 25         | 20         | 231          | 19.3         |
|                  | Ceza            | 13         | 13         | 9          | 5          | 10         | 11         | 8          | 8          | 10         | 11         | 46         | 8          | 152          | 12.7         |
|                  | Itshelejuba     | 7          | 3          | 0          | 1          | 2          | 3          | 2          | 3          | 17         | 5          | 10         | 19         | 72           | 6.0          |
|                  | Nkonjeni        | 7          | 13         | 13         | 17         | 11         | 7          | 21         | 9          | 7          | 24         | 10         | 16         | 155          | 12.9         |
|                  | Pongola         | 0          | 0          | 0          | 0          | 0          | 0          | 0          | 0          | 0          | 0          | 0          | 0          | 0            | 0.0          |
|                  | Vryheid         | 7          | 7          | 2          | 1          | 12         | 0          | 18         | 33         | 2          | 31         | 3          | 26         | 142          | 11.8         |
| <b>Total</b>     |                 | <b>56</b>  | <b>44</b>  | <b>42</b>  | <b>53</b>  | <b>43</b>  | <b>37</b>  | <b>61</b>  | <b>80</b>  | <b>59</b>  | <b>94</b>  | <b>94</b>  | <b>89</b>  | <b>752</b>   | <b>62.7</b>  |
| <b>KZN Total</b> |                 | <b>452</b> | <b>479</b> | <b>519</b> | <b>502</b> | <b>517</b> | <b>595</b> | <b>505</b> | <b>526</b> | <b>497</b> | <b>509</b> | <b>493</b> | <b>490</b> | <b>6 084</b> | <b>507.0</b> |

Note: Shaded areas indicate missing data

Table A6: District Hospitals - Transfers Out

| District         | Hospital Name   | Apr-04     | May-04       | Jun-04       | Jul-04       | Aug-04       | Sep-04       | Oct-04       | Nov-04       | Dec-04       | Jan-05       | Feb-05     | Mar-05     | Grand Total   | Average       |
|------------------|-----------------|------------|--------------|--------------|--------------|--------------|--------------|--------------|--------------|--------------|--------------|------------|------------|---------------|---------------|
| Amajuba          | Niemeyer Mem    | 4          | 10           | 2            | 3            | 11           | 6            | 4            | 7            | 10           | 12           | 8          | 10         | 87            | 7.3           |
| <b>Total</b>     |                 | <b>4</b>   | <b>10</b>    | <b>2</b>     | <b>3</b>     | <b>11</b>    | <b>6</b>     | <b>4</b>     | <b>7</b>     | <b>10</b>    | <b>12</b>    | <b>8</b>   | <b>10</b>  | <b>87</b>     | <b>7.3</b>    |
| eThekweni        | McCords         | 4          | 7            | 4            | 11           | 6            | 2            | 7            | 15           | 12           | 12           | 15         | 9          | 104           | 8.7           |
|                  | Osindisweni     | 31         | 33           | 33           | 31           | 29           | 34           | 14           | 42           | 22           | 21           | 22         | 28         | 340           | 28.3          |
|                  | St Mary's (Mar) | 44         | 71           | 57           | 53           | 69           | 44           | 54           | 57           | 51           | 60           | 54         | 62         | 676           | 56.3          |
|                  | Wentworth       | 11         | 27           | 13           | 20           | 33           | 25           | 19           | 12           | 17           | 29           | 24         | 30         | 260           | 21.7          |
| <b>Total</b>     |                 | <b>90</b>  | <b>138</b>   | <b>107</b>   | <b>115</b>   | <b>137</b>   | <b>105</b>   | <b>94</b>    | <b>126</b>   | <b>102</b>   | <b>122</b>   | <b>115</b> | <b>129</b> | <b>1 380</b>  | <b>115.0</b>  |
| iLembe           | Montebello      | 12         | 8            | 7            | 25           | 18           | 11           | 16           | 14           | 14           |              |            |            | 125           | 13.9          |
|                  | Umphumulo       | 29         | 14           | 31           | 23           | 21           | 186          | 39           | 33           | 63           |              |            |            | 439           | 48.8          |
|                  | Untunjambili    | 11         | 9            | 4            | 17           | 6            | 11           | 11           | 10           | 10           |              |            |            | 89            | 9.9           |
| <b>Total</b>     |                 | <b>52</b>  | <b>31</b>    | <b>42</b>    | <b>65</b>    | <b>45</b>    | <b>208</b>   | <b>66</b>    | <b>57</b>    | <b>87</b>    |              |            |            | <b>653</b>    | <b>72.6</b>   |
| Sisonke          | Christ the King | 39         | 33           | 51           | 35           | 42           | 68           | 52           | 64           | 70           | 60           | 45         | 35         | 594           | 49.5          |
|                  | EG Usher Mem    | 40         | 46           | 46           | 41           | 37           | 32           | 39           | 48           | 41           | 28           | 19         | 12         | 429           | 35.8          |
|                  | St Apollinaris  | 44         | 40           | 49           | 38           | 52           | 47           | 33           | 77           | 48           | 65           | 43         | 54         | 590           | 49.2          |
|                  | Taylor Bequest  | 42         | 33           | 41           | 28           | 66           | 65           | 54           | 55           | 49           | 49           | 32         | 53         | 567           | 47.3          |
| <b>Total</b>     |                 | <b>165</b> | <b>152</b>   | <b>187</b>   | <b>142</b>   | <b>197</b>   | <b>212</b>   | <b>178</b>   | <b>244</b>   | <b>208</b>   | <b>202</b>   | <b>139</b> | <b>154</b> | <b>2 180</b>  | <b>181.7</b>  |
| Ugu              | GJ Crooke's     | 56         | 38           | 42           | 70           | 118          | 116          | 74           | 69           | 95           | 77           | 71         | 56         | 882           | 73.5          |
|                  | Murchison       | 4          | 4            | 3            | 4            | 9            | 5            | 10           | 7            | 3            | 7            | 3          | 6          | 65            | 5.4           |
|                  | St Andrew's     | 12         | 5            | 10           | 4            | 7            | 5            | 8            | 7            | 7            | 2            | 1          | 19         | 87            | 7.3           |
| <b>Total</b>     |                 | <b>72</b>  | <b>47</b>    | <b>55</b>    | <b>78</b>    | <b>134</b>   | <b>126</b>   | <b>92</b>    | <b>83</b>    | <b>105</b>   | <b>86</b>    | <b>75</b>  | <b>81</b>  | <b>1 034</b>  | <b>86.2</b>   |
| uMgungundlovu    | Appelsbosch     | 20         | 19           | 15           | 17           | 16           | 14           | 13           | 18           | 22           | 28           | 20         | 31         | 233           | 19.4          |
|                  | Northdale       | 143        | 155          | 152          | 140          | 162          | 183          | 139          | 141          | 120          | 121          | 116        | 152        | 1 724         | 143.7         |
| <b>Total</b>     |                 | <b>163</b> | <b>174</b>   | <b>167</b>   | <b>157</b>   | <b>178</b>   | <b>197</b>   | <b>152</b>   | <b>159</b>   | <b>142</b>   | <b>149</b>   | <b>136</b> | <b>183</b> | <b>1 957</b>  | <b>163.1</b>  |
| Umkhanyakude     | Bethesda        | 11         | 15           | 18           | 26           | 10           | 10           | 18           | 16           | 16           | 19           | 13         | 13         | 185           | 15.4          |
|                  | Hlabisa         | 22         | 25           | 26           | 18           | 26           | 33           | 41           | 23           | 31           | 29           | 22         | 33         | 329           | 27.4          |
|                  | Manguzi         | 5          | 5            | 4            | 7            | 9            | 3            | 5            | 3            | 5            | 10           | 5          | 3          | 64            | 5.3           |
|                  | Mosvold         | 13         | 9            | 5            | 5            | 12           | 25           | 19           | 31           | 26           | 10           | 6          | 6          | 167           | 13.9          |
|                  | Mseleni         | 1          | 1            | 1            | 16           | 3            | 6            | 11           | 9            | 11           | 9            | 4          | 3          | 75            | 6.3           |
| <b>Total</b>     |                 | <b>52</b>  | <b>55</b>    | <b>54</b>    | <b>72</b>    | <b>60</b>    | <b>77</b>    | <b>94</b>    | <b>82</b>    | <b>89</b>    | <b>77</b>    | <b>50</b>  | <b>58</b>  | <b>820</b>    | <b>68.3</b>   |
| Umzinyathi       | C Johnson Mem   | 49         | 70           | 24           | 28           | 37           | 46           | 32           | 16           | 6            | 13           | 13         | 10         | 344           | 28.7          |
|                  | Church of Scot  | 39         | 38           | 30           | 51           | 43           | 43           | 41           | 52           | 40           | 39           | 28         | 26         | 470           | 39.2          |
|                  | Dundee          | 22         | 32           | 24           | 13           | 15           | 23           | 21           | 21           | 21           | 25           | 9          | 11         | 237           | 19.8          |
|                  | Greytown        | 23         | 40           | 43           | 36           | 55           | 34           | 39           | 39           | 39           | 22           | 28         | 16         | 414           | 34.5          |
| <b>Total</b>     |                 | <b>133</b> | <b>180</b>   | <b>121</b>   | <b>128</b>   | <b>150</b>   | <b>146</b>   | <b>133</b>   | <b>128</b>   | <b>106</b>   | <b>99</b>    | <b>78</b>  | <b>63</b>  | <b>1 465</b>  | <b>122.1</b>  |
| Uthukela         | Emmaus          | 7          | 18           | 23           | 14           | 21           | 18           | 12           | 21           | 16           | 19           | 17         | 15         | 201           | 16.8          |
|                  | Estcourt        | 46         | 39           | 39           | 38           | 47           | 37           | 30           | 29           | 44           | 28           | 37         | 29         | 443           | 36.9          |
| <b>Total</b>     |                 | <b>53</b>  | <b>57</b>    | <b>62</b>    | <b>52</b>    | <b>68</b>    | <b>55</b>    | <b>42</b>    | <b>50</b>    | <b>60</b>    | <b>47</b>    | <b>54</b>  | <b>44</b>  | <b>644</b>    | <b>53.7</b>   |
| Uthungulu        | C Booth         | 8          | 2            | 5            | 8            | 9            | 10           | 15           | 12           | 1            | 13           | 1          | 4          | 88            | 7.3           |
|                  | Ekhombe         | 4          | 14           | 18           | 6            | 18           | 4            | 8            | 12           | 3            | 11           | 4          | 6          | 108           | 9.0           |
|                  | Eshowe          | 31         | 54           | 38           | 37           | 52           | 40           | 50           | 39           | 43           | 43           | 37         | 43         | 507           | 42.3          |
|                  | KwaMagwaza      | 5          | 3            | 3            | 4            | 1            | 5            | 10           | 1            | 4            | 0            | 5          | 10         | 51            | 4.3           |
|                  | Mbongolwane     | 11         | 24           | 30           | 10           | 20           | 21           | 13           | 4            | 5            | 12           | 15         | 14         | 179           | 14.9          |
|                  | Nkandla         | 3          | 5            | 0            | 6            | 8            | 11           | 8            | 8            | 15           | 19           | 8          | 11         | 102           | 8.5           |
| <b>Total</b>     |                 | <b>62</b>  | <b>102</b>   | <b>94</b>    | <b>71</b>    | <b>108</b>   | <b>91</b>    | <b>104</b>   | <b>76</b>    | <b>71</b>    | <b>98</b>    | <b>70</b>  | <b>88</b>  | <b>1 035</b>  | <b>86.3</b>   |
| Zululand         | Benedictine     | 25         | 22           | 17           | 13           | 35           | 12           | 18           | 15           | 20           | 27           | 21         | 18         | 243           | 20.3          |
|                  | Ceza            | 62         | 31           | 26           | 14           | 32           | 21           | 21           | 22           | 22           | 25           | 11         | 17         | 304           | 25.3          |
|                  | Ishelajuba      | 10         | 15           | 22           | 17           | 12           | 20           | 13           | 18           | 21           | 18           | 24         | 9          | 199           | 16.6          |
|                  | Nkonjeni        | 11         | 16           | 13           | 16           | 10           | 8            | 25           | 14           | 14           | 15           | 8          | 15         | 165           | 13.8          |
|                  | Pongola         | 4          | 6            | 3            | 5            | 4            | 0            | 2            | 1            | 3            | 2            | 3          | 2          | 35            | 2.9           |
|                  | Vryheid         | 33         | 52           | 48           | 73           | 39           | 32           | 46           | 46           | 46           | 35           | 40         | 40         | 530           | 44.2          |
| <b>Total</b>     |                 | <b>145</b> | <b>142</b>   | <b>129</b>   | <b>138</b>   | <b>132</b>   | <b>93</b>    | <b>125</b>   | <b>116</b>   | <b>126</b>   | <b>122</b>   | <b>107</b> | <b>101</b> | <b>1 476</b>  | <b>123.0</b>  |
| <b>KZN Total</b> |                 | <b>991</b> | <b>1 088</b> | <b>1 020</b> | <b>1 021</b> | <b>1 220</b> | <b>1 316</b> | <b>1 084</b> | <b>1 128</b> | <b>1 106</b> | <b>1 014</b> | <b>832</b> | <b>911</b> | <b>12 731</b> | <b>1060.9</b> |

Note: Shaded areas indicate missing data

Table A7: District Hospitals - Day Patient

| District         | Hospital Name   | Apr-04     | May-04     | Jun-04     | Jul-04     | Aug-04     | Sep-04     | Oct-04     | Nov-04     | Dec-04     | Jan-05     | Feb-05     | Mar-05     | Grand Total  | Average      |
|------------------|-----------------|------------|------------|------------|------------|------------|------------|------------|------------|------------|------------|------------|------------|--------------|--------------|
| Amajuba          | Niemeyer Mem    | 0          | 0          | 0          | 0          | 0          | 0          | 0          | 2          | 1          | 0          | 1          | 0          | 4            | 0.3          |
| <b>Total</b>     |                 | <b>0</b>   | <b>0</b>   | <b>0</b>   | <b>0</b>   | <b>0</b>   | <b>0</b>   | <b>0</b>   | <b>2</b>   | <b>1</b>   | <b>0</b>   | <b>1</b>   | <b>0</b>   | <b>4</b>     | <b>0.3</b>   |
| eThekweni        | McCords         | 74         | 80         | 87         | 103        | 106        | 75         | 70         | 96         | 6          | 83         | 73         | 71         | 924          | 77.0         |
|                  | Osindisweni     | 0          | 2          | 1          | 1          | 0          | 0          | 2          | 0          | 3          | 0          | 0          | 0          | 9            | 0.8          |
|                  | St Mary's (Mar) | 0          | 26         | 0          | 12         | 3          | 13         | 58         | 25         | 17         | 170        | 39         | 123        | 486          | 40.5         |
|                  | Wentworth       | 0          | 0          | 0          | 0          | 0          | 0          | 0          | 4          | 0          | 0          | 0          | 2          | 6            | 0.5          |
| <b>Total</b>     |                 | <b>74</b>  | <b>108</b> | <b>88</b>  | <b>116</b> | <b>109</b> | <b>88</b>  | <b>130</b> | <b>125</b> | <b>26</b>  | <b>253</b> | <b>112</b> | <b>196</b> | <b>1 425</b> | <b>118.8</b> |
| iLembe           | Montebello      | 0          | 0          | 0          | 0          | 0          | 0          | 0          | 0          | 0          |            |            |            | 0            | 0.0          |
|                  | Umphumulo       | 0          | 3          | 1          | 0          | 0          | 1          | 0          | 1          | 0          |            |            |            | 6            | 0.7          |
|                  | Untunjambili    | 7          | 2          | 0          | 1          | 0          | 0          | 0          | 4          | 4          |            |            |            | 18           | 2.0          |
| <b>Total</b>     |                 | <b>7</b>   | <b>5</b>   | <b>1</b>   | <b>1</b>   | <b>0</b>   | <b>1</b>   | <b>0</b>   | <b>5</b>   | <b>4</b>   |            |            |            | <b>24</b>    | <b>2.7</b>   |
| Sisonke          | Christ the King | 1          | 3          | 0          | 1          | 0          | 3          | 0          | 17         | 1          | 0          | 0          | 0          | 26           | 2.2          |
|                  | EG Usher Mem    | 9          | 4          | 7          | 8          | 4          | 7          | 3          | 12         | 7          | 2          | 1          | 13         | 77           | 6.4          |
|                  | St Apollinaris  | 1          | 0          | 1          | 0          | 0          | 0          | 0          | 0          | 2          | 13         | 0          | 0          | 17           | 1.4          |
|                  | Taylor Bequest  | 12         | 3          | 0          | 10         | 0          | 1          | 1          | 0          | 0          | 0          | 0          | 0          | 27           | 2.3          |
| <b>Total</b>     |                 | <b>23</b>  | <b>10</b>  | <b>8</b>   | <b>19</b>  | <b>4</b>   | <b>11</b>  | <b>4</b>   | <b>29</b>  | <b>10</b>  | <b>15</b>  | <b>1</b>   | <b>13</b>  | <b>147</b>   | <b>12.3</b>  |
| Ugu              | GJ Crooke's     | 3          | 2          | 0          | 5          | 0          | 0          | 1          | 0          | 0          | 4          | 2          | 3          | 20           | 1.7          |
|                  | Murchison       | 0          | 2          | 3          | 2          | 3          | 0          | 4          | 0          | 2          | 4          | 1          | 0          | 21           | 1.8          |
|                  | St Andrew's     | 6          | 8          | 18         | 4          | 22         | 21         | 13         | 14         | 5          | 16         | 7          | 16         | 150          | 12.5         |
| <b>Total</b>     |                 | <b>9</b>   | <b>12</b>  | <b>21</b>  | <b>11</b>  | <b>25</b>  | <b>21</b>  | <b>18</b>  | <b>14</b>  | <b>7</b>   | <b>24</b>  | <b>10</b>  | <b>19</b>  | <b>191</b>   | <b>15.9</b>  |
| uMgungundlovu    | Appelsbosch     | 2          | 1          | 0          | 0          | 0          | 0          | 0          | 0          | 0          | 0          | 0          | 0          | 3            | 0.3          |
|                  | Northdale       | 17         | 41         | 21         | 13         | 6          | 8          | 32         | 9          | 10         | 15         | 0          | 28         | 200          | 16.7         |
| <b>Total</b>     |                 | <b>19</b>  | <b>42</b>  | <b>21</b>  | <b>13</b>  | <b>6</b>   | <b>8</b>   | <b>32</b>  | <b>9</b>   | <b>10</b>  | <b>15</b>  | <b>0</b>   | <b>28</b>  | <b>203</b>   | <b>16.9</b>  |
| Umkhanyakude     | Bethesda        | 0          | 0          | 0          | 0          | 0          | 0          | 0          | 0          | 0          | 0          | 54         | 0          | 54           | 4.5          |
|                  | Hiabisa         | 0          | 3          | 0          | 1          | 0          | 0          | 0          | 1          | 1          | 18         | 2          | 0          | 26           | 2.2          |
|                  | Manguzi         | 1          | 0          | 0          | 4          | 0          | 0          | 1          | 0          | 0          | 6          | 0          | 1          | 13           | 1.1          |
|                  | Mosvold         | 0          | 1          | 0          | 10         | 2          | 0          | 4          | 2          | 0          | 0          | 1          | 0          | 20           | 1.7          |
|                  | Mseleni         | 0          | 0          | 4          | 0          | 0          | 0          | 19         | 0          | 0          | 0          | 4          | 0          | 27           | 2.3          |
| <b>Total</b>     |                 | <b>1</b>   | <b>4</b>   | <b>4</b>   | <b>15</b>  | <b>2</b>   | <b>0</b>   | <b>24</b>  | <b>3</b>   | <b>1</b>   | <b>24</b>  | <b>61</b>  | <b>1</b>   | <b>140</b>   | <b>11.7</b>  |
| Umzinyathi       | C Johnson Mem   | 0          | 0          | 0          | 0          | 0          | 3          | 0          | 0          | 0          | 4          | 0          | 0          | 7            | 0.6          |
|                  | Church of Scot  | 0          | 0          | 0          | 0          | 0          | 0          | 8          | 0          | 0          | 0          | 0          | 0          | 8            | 0.7          |
|                  | Dundee          | 3          | 2          | 3          | 7          | 1          | 7          | 2          | 5          | 1          | 1          | 1          | 2          | 35           | 2.9          |
|                  | Greytown        | 3          | 4          | 3          | 6          | 8          | 2          | 3          | 2          | 19         | 29         | 2          | 3          | 84           | 7.0          |
| <b>Total</b>     |                 | <b>6</b>   | <b>6</b>   | <b>6</b>   | <b>13</b>  | <b>9</b>   | <b>12</b>  | <b>13</b>  | <b>7</b>   | <b>20</b>  | <b>34</b>  | <b>3</b>   | <b>5</b>   | <b>134</b>   | <b>11.2</b>  |
| Uthukela         | Emmaus          |            |            |            |            |            |            |            |            |            |            |            |            |              |              |
|                  | Estcourt        | 1          | 0          | 1          | 1          | 1          | 0          | 0          | 0          | 0          | 1          | 0          | 0          | 5            | 0.4          |
| <b>Total</b>     |                 | <b>1</b>   | <b>0</b>   | <b>1</b>   | <b>1</b>   | <b>1</b>   | <b>0</b>   | <b>0</b>   | <b>0</b>   | <b>0</b>   | <b>1</b>   | <b>0</b>   | <b>0</b>   | <b>5</b>     | <b>0.4</b>   |
| Uthungulu        | C Booth         | 0          | 0          | 0          | 0          | 0          | 0          | 0          | 0          | 0          | 0          | 0          | 0          | 0            | 0.0          |
|                  | Ekhombe         | 0          | 0          | 0          | 0          | 0          | 0          | 0          | 0          | 0          | 0          | 0          | 0          | 0            | 0.0          |
|                  | Eshowe          | 11         | 11         | 9          | 12         | 7          | 5          | 6          | 9          | 10         | 13         | 5          | 13         | 111          | 9.3          |
|                  | KwaMagwaza      | 0          | 0          | 13         | 8          | 0          | 0          | 1          | 0          | 0          | 0          | 0          | 0          | 22           | 1.8          |
|                  | Mbongolwane     | 0          | 2          | 0          | 1          | 4          | 0          | 0          | 0          | 1          | 2          | 2          | 0          | 12           | 1.0          |
|                  | Nkandla         | 1          | 0          | 0          | 0          | 0          | 0          | 0          | 0          | 0          | 0          | 0          | 0          | 1            | 0.1          |
| <b>Total</b>     |                 | <b>12</b>  | <b>13</b>  | <b>22</b>  | <b>21</b>  | <b>11</b>  | <b>5</b>   | <b>7</b>   | <b>9</b>   | <b>11</b>  | <b>15</b>  | <b>7</b>   | <b>13</b>  | <b>146</b>   | <b>12.2</b>  |
| Zululand         | Benedictine     | 0          | 0          | 0          | 20         | 50         | 31         | 152        | 41         | 14         | 56         | 14         | 16         | 394          | 32.8         |
|                  | Ceza            | 9          | 0          | 3          | 0          | 3          | 0          | 3          | 0          | 0          | 0          | 1          | 0          | 19           | 1.6          |
|                  | Itshelejuba     | 0          | 0          | 0          | 4          | 1          | 0          | 7          | 2          | 1          | 1          | 0          | 0          | 16           | 1.3          |
|                  | INkonjeni       | 0          | 23         | 0          | 0          | 9          | 0          | 0          | 0          | 0          | 0          | 0          | 0          | 32           | 2.7          |
|                  | Pongola         | 21         | 14         | 13         | 13         | 19         | 17         | 17         | 15         | 25         | 24         | 14         | 18         | 210          | 17.5         |
|                  | Vryheid         | 3          | 0          | 0          | 7          | 1          | 0          | 13         | 1          | 0          | 0          | 2          | 1          | 28           | 2.3          |
| <b>Total</b>     |                 | <b>33</b>  | <b>37</b>  | <b>16</b>  | <b>44</b>  | <b>83</b>  | <b>48</b>  | <b>192</b> | <b>59</b>  | <b>40</b>  | <b>81</b>  | <b>31</b>  | <b>35</b>  | <b>699</b>   | <b>58.3</b>  |
| <b>KZN Total</b> |                 | <b>185</b> | <b>237</b> | <b>188</b> | <b>254</b> | <b>250</b> | <b>194</b> | <b>420</b> | <b>262</b> | <b>130</b> | <b>462</b> | <b>226</b> | <b>310</b> | <b>3 118</b> | <b>259.8</b> |

Note: Shaded areas indicate missing data



Table A8: District Hospitals - Bed Occupancy Rate

| District         | Hospital Name   | Apr-04      | May-04      | Jun-04      | Jul-04      | Aug-04      | Sep-04      | Oct-04      | Nov-04      | Dec-04      | Jan-05      | Feb-05      | Mar-05      | Average     |
|------------------|-----------------|-------------|-------------|-------------|-------------|-------------|-------------|-------------|-------------|-------------|-------------|-------------|-------------|-------------|
| Amajuba          | Niemeyer Mem    | 31.6        | 30.4        | 31.9        | 28.5        | 32.8        | 30.4        | 21.6        | 32.4        | 14.0        | 35.3        | 36.2        | 35.5        | 30.1        |
| <b>Total</b>     |                 | <b>31.6</b> | <b>30.4</b> | <b>31.9</b> | <b>28.5</b> | <b>32.8</b> | <b>30.4</b> | <b>21.6</b> | <b>32.4</b> | <b>14.0</b> | <b>35.3</b> | <b>36.2</b> | <b>35.5</b> | <b>30.1</b> |
| eThekweni        | McCords         | 42.2        | 46.9        | 41.1        | 42.2        | 52.1        | 50.4        | 51.5        | 52.1        | 50.3        | 57.9        | 67.3        | 61.9        | 50.5        |
|                  | Osindisweni     | 70.3        | 79.0        | 76.1        | 67.0        | 60.0        | 64.6        | 61.6        | 63.6        | 64.6        | 64.9        | 63.4        | 59.5        | 66.0        |
|                  | St Mary's (Mar) | 85.1        | 74.3        | 83.4        | 84.0        | 87.5        | 82.6        | 82.8        | 82.3        | 85.7        | 91.9        | 94.6        | 96.3        | 85.7        |
|                  | Wentworth       | 59.4        | 52.5        | 56.3        | 54.7        | 62.3        | 66.0        | 72.2        | 66.5        | 63.2        | 69.1        | 60.0        | 68.9        | 62.8        |
| <b>Total</b>     |                 | <b>65.5</b> | <b>66.3</b> | <b>65.7</b> | <b>63.1</b> | <b>65.1</b> | <b>66.0</b> | <b>66.1</b> | <b>66.0</b> | <b>66.3</b> | <b>70.7</b> | <b>71.3</b> | <b>70.5</b> | <b>66.9</b> |
| iLembe           | Montebello      | 43.4        | 41.3        | 69.5        | 61.5        | 66.3        | 60.8        | 52.9        | 57.3        | 55.4        |             |             |             | 56.6        |
|                  | Umpumulo        | 71.6        | 57.3        | 63.6        | 57.8        | 46.0        | 68.1        | 72.0        | 58.2        | 64.8        |             |             |             | 62.4        |
|                  | Untunjambili    | 59.2        | 54.6        | 46.4        | 43.0        | 51.3        | 48.6        | 56.5        | 52.5        | 50.8        |             |             |             | 51.7        |
| <b>Total</b>     |                 | <b>56.7</b> | <b>49.7</b> | <b>60.8</b> | <b>54.8</b> | <b>55.8</b> | <b>59.2</b> | <b>59.5</b> | <b>56.1</b> | <b>56.7</b> |             |             |             | <b>56.8</b> |
| Sisonke          | Christ the King | 50.4        | 59.8        | 61.9        | 60.0        | 58.5        | 58.8        | 63.2        | 68.1        | 60.9        | 60.0        | 58.5        | 61.1        | 60.0        |
|                  | EG Usher Mem    | 41.6        | 41.8        | 44.9        | 47.4        | 47.3        | 45.7        | 44.6        | 39.2        | 44.8        | 42.0        | 43.4        | 50.5        | 44.5        |
|                  | St Apollinaris  | 63.0        | 67.5        | 64.9        | 65.0        | 66.2        | 72.0        | 58.6        | 63.3        | 65.7        | 74.0        | 72.5        | *           | 69.1        |
|                  | Taylor Bequest  | 79.0        | 75.0        | 78.5        | 80.5        | 79.5        | 83.5        | 76.8        | 71.1        | 67.1        | 68.3        | 60.4        | 63.7        | 73.6        |
| <b>Total</b>     |                 | <b>57.6</b> | <b>60.2</b> | <b>62.0</b> | <b>62.7</b> | <b>62.3</b> | <b>64.1</b> | <b>60.5</b> | <b>58.9</b> | <b>58.9</b> | <b>59.7</b> | <b>57.6</b> | <b>65.8</b> | <b>60.9</b> |
| Ugu              | GJ Crooke's     | 54.6        | 62.2        | 62.3        | 55.0        | 69.5        | 67.2        | 66.6        | 64.4        | *           | 61.4        | 56.2        | 58.3        | 63.7        |
|                  | Murchison       | 50.7        | 51.0        | 50.0        | 45.6        | 49.6        | 51.0        | 51.2        | 53.0        | 50.4        | 51.0        | 57.2        | 56.8        | 51.4        |
|                  | St Andrews      | 49.6        | 46.7        | 48.9        | 56.1        | 59.1        | 56.0        | 55.5        | 58.9        | 51.9        | 49.7        | 53.1        | 51.0        | 52.9        |
| <b>Total</b>     |                 | <b>51.6</b> | <b>53.1</b> | <b>53.5</b> | <b>52.0</b> | <b>59.0</b> | <b>57.8</b> | <b>57.4</b> | <b>58.6</b> | <b>62.1</b> | <b>54.1</b> | <b>55.6</b> | <b>55.5</b> | <b>55.8</b> |
| uMgungundlovu    | Appelsbosch     | 46.9        | 43.4        | 43.8        | 54.2        | 58.7        | 54.4        | 45.4        | 43.8        | 49.3        | 50.5        | 52.9        | 48.7        | 49.3        |
|                  | Northdale       | 70.3        | 70.3        | 75.4        | 72.2        | 73.7        | 68.3        | 71.6        | 77.7        | 68.0        | 73.9        | 75.9        | 69.8        | 72.2        |
| <b>Total</b>     |                 | <b>63.2</b> | <b>62.3</b> | <b>65.8</b> | <b>66.7</b> | <b>69.1</b> | <b>64.3</b> | <b>63.7</b> | <b>67.4</b> | <b>62.3</b> | <b>66.8</b> | <b>68.9</b> | <b>63.4</b> | <b>65.3</b> |
| Umkhanyakude     | Bethesda        | 53.9        | 51.6        | 47.8        | 54.0        | 45.5        | 54.6        | 48.3        | 56.1        | 63.1        | 72.1        | 69.0        | 55.9        | 56.0        |
|                  | Hlabisa         | 54.5        | 49.4        | 54.7        | 50.7        | 51.4        | 53.4        | 49.0        | 51.8        | 45.5        | 50.6        | 64.3        | 76.5        | 53.5        |
|                  | Manguzi         | 69.3        | 68.4        | 73.1        | 69.2        | 69.1        | 74.3        | 74.5        | 75.0        | 66.6        | 69.1        | 68.6        | 72.0        | 70.8        |
|                  | Mosvold         | 54.2        | 51.1        | 43.6        | 49.1        | 50.8        | 70.1        | 58.3        | 53.9        | 53.2        | 82.1        | 49.0        | 52.7        | 54.8        |
|                  | Mseleni         | 58.2        | 51.3        | 58.6        | 64.4        | 73.9        | 74.7        | 66.5        | 69.7        | 72.2        | 77.5        | 73.5        | 66.6        | 66.6        |
| <b>Total</b>     |                 | <b>57.9</b> | <b>54.1</b> | <b>55.8</b> | <b>56.6</b> | <b>57.2</b> | <b>64.0</b> | <b>58.6</b> | <b>59.0</b> | <b>57.3</b> | <b>66.0</b> | <b>64.8</b> | <b>66.4</b> | <b>59.6</b> |
| Umzinyathi       | C Johnson Mem   | 57.5        | 58.8        | 56.7        | 49.2        | 59.6        | 64.6        | 59.3        | 60.4        | 57.6        | 59.9        | 57.2        | 60.4        | 58.4        |
|                  | Church of Scot  | 74.3        | 79.9        | 79.8        | 74.6        | 81.3        | 83.9        | 82.1        | 86.5        | 63.5        | 76.4        | 73.4        | 80.9        | 77.9        |
|                  | Dundee          | 48.2        | 49.6        | 55.4        | 49.0        | 48.4        | 50.4        | 54.5        | 57.3        | 45.1        | 53.2        | 51.2        | 52.5        | 51.2        |
|                  | Greytown        | 48.1        | 48.5        | 48.8        | 40.3        | 40.5        | 31.7        | 42.0        | 39.6        | 33.6        | 25.3        | 42.6        | 32.6        | 38.3        |
| <b>Total</b>     |                 | <b>58.3</b> | <b>60.6</b> | <b>61.4</b> | <b>54.6</b> | <b>59.4</b> | <b>57.8</b> | <b>60.9</b> | <b>62.5</b> | <b>51.7</b> | <b>52.8</b> | <b>56.6</b> | <b>55.4</b> | <b>57.5</b> |
| Uthukela         | Emmaus          | 34.4        | 47.2        | 53.7        | 50.3        | 53.5        | 56.9        | 53.4        | 47.7        | 48.8        | 50.5        | 43.5        | 49.3        | 49.2        |
|                  | Estcourt        | 47.0        | 53.8        | 55.5        | 54.3        | 60.2        | 54.8        | 51.6        | 53.2        | 51.9        | 54.9        | 54.4        | 62.7        | 54.5        |
| <b>Total</b>     |                 | <b>43.2</b> | <b>51.7</b> | <b>54.9</b> | <b>53.0</b> | <b>58.1</b> | <b>55.5</b> | <b>52.2</b> | <b>51.4</b> | <b>50.9</b> | <b>53.5</b> | <b>50.9</b> | <b>58.4</b> | <b>52.8</b> |
| Uthungulu        | C Booth         | 39.2        | 37.9        | 30.0        | 29.4        | 36.8        | 29.7        | 36.2        | 33.5        | 27.8        | 35.2        | 32.4        | 34.0        | 33.5        |
|                  | Ekhombe         | 47.8        | 40.8        | 36.9        | 36.1        | 38.1        | 51.0        | 42.4        | 49.4        | 54.8        | 48.0        | 47.4        | 50.2        | 45.2        |
|                  | Eshowe          | 55.6        | 55.2        | 56.6        | 53.5        | 54.0        | 52.9        | 59.2        | 57.2        | 52.3        | 55.2        | 53.7        | 53.8        | 54.9        |
|                  | KwaMagwaza      | 67.0        | 70.2        | 70.9        | 72.8        | 64.8        | 59.5        | 51.9        | 57.5        | 55.1        | 51.4        | 54.8        | 50.7        | 60.4        |
|                  | Mbongolwane     | 69.4        | 68.4        | 68.6        | 69.1        | 67.2        | 71.3        | 67.9        | 67.1        | 52.6        | 57.6        | 51.9        | 54.3        | 63.8        |
|                  | Nkandla         | 50.3        | 49.8        | 56.1        | 55.3        | 64.1        | 63.8        | 51.7        | 52.3        | 50.0        | 50.3        | 35.6        | 34.9        | 51.3        |
| <b>Total</b>     |                 | <b>54.5</b> | <b>53.4</b> | <b>53.7</b> | <b>52.6</b> | <b>54.7</b> | <b>54.9</b> | <b>53.3</b> | <b>53.7</b> | <b>49.4</b> | <b>50.8</b> | <b>46.7</b> | <b>47.0</b> | <b>52.1</b> |
| Zululand         | Benedictine     | 47.1        | 41.7        | 43.6        | 45.4        | 39.6        | 47.2        | 47.8        | 41.5        | 49.0        | 55.8        | 55.2        | 49.3        | 46.7        |
|                  | Ceza            | 37.6        | 48.5        | 48.6        | 56.9        | 64.3        | 70.3        | 62.1        | 57.4        | 42.6        | 43.1        | 49.0        | 40.6        | 50.3        |
|                  | Itshelajuba     | 54.5        | 56.5        | 61.4        | 59.3        | 65.2        | 61.1        | 65.8        | 62.4        | 64.3        | 61.5        | 56.2        | 56.6        | 60.4        |
|                  | Nkonjeni        | 59.8        | 57.0        | 55.7        | *           | *           | *           | 51.0        | 37.6        | 25.9        | 58.6        | 59.1        | 59.8        | 65.9        |
|                  | Pongola         | 34.4        | 33.5        | 37.2        | 23.5        | 32.0        | 61.9        | 21.0        | 25.3        | 25.9        | 26.2        | 39.9        | 35.0        | 31.8        |
|                  | Vryheid         | 57.6        | 58.8        | 62.1        | 59.7        | 60.7        | 70.0        | 56.8        | 49.6        | 53.2        | 84.3        | 79.7        | 82.2        | 63.4        |
| <b>Total</b>     |                 | <b>49.9</b> | <b>50.5</b> | <b>52.3</b> | <b>59.5</b> | <b>62.4</b> | <b>70.5</b> | <b>54.0</b> | <b>46.8</b> | <b>46.8</b> | <b>60.5</b> | <b>60.0</b> | <b>57.2</b> | <b>55.3</b> |
| <b>KZN Total</b> |                 | <b>55.5</b> | <b>55.8</b> | <b>57.5</b> | <b>56.9</b> | <b>59.7</b> | <b>61.2</b> | <b>57.9</b> | <b>57.2</b> | <b>54.7</b> | <b>58.6</b> | <b>58.3</b> | <b>58.6</b> | <b>57.6</b> |

Note: \* Indicator couldn't estimated due to some missing variables  
 Shaded areas indicate missing data

Table A9: District Hospitals - Bed Turnover Rate

| District         | Hospital Name   | Apr-04     | May-04     | Jun-04     | Jul-04     | Aug-04     | Sep-04     | Oct-04     | Nov-04     | Dec-04     | Jan-05     | Feb-05     | Mar-05     | Average    |
|------------------|-----------------|------------|------------|------------|------------|------------|------------|------------|------------|------------|------------|------------|------------|------------|
| Amajuba          | Niemeyer Mem    | 2.4        | 2.6        | 2.6        | 2.9        | 3.2        | 3.1        | 2.0        | 2.6        | 1.7        | 3.0        | 2.8        | 3.2        | 2.7        |
| <b>Total</b>     |                 | <b>2.4</b> | <b>2.6</b> | <b>2.6</b> | <b>2.9</b> | <b>3.2</b> | <b>3.1</b> | <b>2.0</b> | <b>2.6</b> | <b>1.7</b> | <b>3.0</b> | <b>2.8</b> | <b>3.2</b> | <b>2.7</b> |
| eThekweni        | McCords         | 4.0        | 4.3        | 3.7        | 4.1        | 4.9        | 4.4        | 4.7        | 4.2        | 5.0        | 5.4        | 5.3        | 6.2        | 4.6        |
|                  | Osindisweni     | 2.1        | 2.5        | 2.3        | 2.1        | 1.9        | 2.1        | 2.0        | 2.3        | 2.2        | 2.1        | 2.3        | 2.3        | 2.2        |
|                  | St Mary's (Mar) | 4.8        | 4.3        | 4.8        | 5.5        | 5.0        | 4.3        | 4.4        | 4.5        | 5.0        | 4.7        | 4.2        | 5.3        | 4.7        |
|                  | Wentworth       | 2.3        | 2.4        | 2.5        | 2.8        | 3.1        | 2.9        | 2.8        | 3.1        | 3.6        | 3.5        | 3.1        | 3.4        | 3.0        |
| <b>Total</b>     |                 | <b>3.3</b> | <b>3.4</b> | <b>3.3</b> | <b>3.5</b> | <b>3.5</b> | <b>3.3</b> | <b>3.3</b> | <b>3.4</b> | <b>3.7</b> | <b>3.6</b> | <b>3.5</b> | <b>4.0</b> | <b>3.5</b> |
| iLembe           | Montebello      | 1.3        | 1.4        | 1.3        | 1.2        | 1.3        | 1.6        | 1.3        | 0.1        | 0.1        |            |            |            | 0.8        |
|                  | Umphumulo       | 2.7        | 2.1        | 2.4        | 2.3        | 1.9        | 4.3        | 3.4        | 2.5        | 3.3        |            |            |            | 2.1        |
|                  | Untunjambili    | 1.8        | 1.6        | 1.2        | 1.2        | 1.3        | 1.6        | 1.4        | 0.1        | 0.1        |            |            |            | 0.9        |
| <b>Total</b>     |                 | <b>1.9</b> | <b>1.7</b> | <b>1.6</b> | <b>1.5</b> | <b>1.4</b> | <b>2.4</b> | <b>2.0</b> | <b>0.8</b> | <b>1.0</b> |            |            |            | <b>1.2</b> |
| Sisonke          | Christ the King | 3.0        | 3.7        | 4.2        | 4.0        | 4.0        | 4.4        | 4.3        | 4.4        | 4.7        | 3.9        | 3.7        | 3.8        | 4.0        |
|                  | EG Usher Mem    | 3.6        | 3.7        | 3.9        | 4.1        | 3.5        | 4.0        | 3.6        | 3.7        | 3.8        | 3.4        | 2.7        | 3.5        | 3.6        |
|                  | St Apollinaris  | 3.1        | 3.0        | 2.7        | 3.0        | 3.6        | 4.3        | 3.5        | 3.2        | 3.3        | 3.5        | 3.3        | 6.1        | 3.5        |
|                  | Taylor Bequest  | 4.1        | 4.0        | 3.8        | 4.0        | 4.1        | 4.2        | 4.0        | 3.8        | 4.2        | 4.2        | 3.5        | 3.8        | 4.0        |
| <b>Total</b>     |                 | <b>3.5</b> | <b>3.7</b> | <b>3.7</b> | <b>3.8</b> | <b>3.8</b> | <b>4.2</b> | <b>3.9</b> | <b>3.8</b> | <b>4.0</b> | <b>3.7</b> | <b>3.3</b> | <b>4.1</b> | <b>3.8</b> |
| Ugu              | GJ Crooke's     | 3.4        | 3.8        | 4.0        | 4.0        | 4.7        | 4.8        | 4.5        | 4.6        | 8.0        | 4.5        | 4.2        | 4.6        | 4.5        |
|                  | Murchison       | 2.1        | 2.1        | 2.4        | 2.3        | 2.3        | 2.2        | 2.2        | 2.6        | 2.5        | 2.4        | 2.4        | 2.6        | 2.3        |
|                  | St Andrews      | 3.0        | 2.7        | 2.7        | 2.9        | 3.5        | 2.9        | 3.1        | 3.3        | 0.0        | 2.9        | 2.7        | 2.9        | 2.7        |
| <b>Total</b>     |                 | <b>2.8</b> | <b>2.8</b> | <b>3.0</b> | <b>3.0</b> | <b>3.4</b> | <b>3.3</b> | <b>3.2</b> | <b>3.5</b> | <b>2.8</b> | <b>3.2</b> | <b>3.1</b> | <b>3.3</b> | <b>3.1</b> |
| uMgungundlovu    | Appelsbosch     | 1.6        | 1.7        | 1.6        | 1.7        | 1.5        | 1.9        | 1.8        | 2.0        | 1.9        | 2.1        | 1.9        | 2.3        | 1.8        |
|                  | Northdale       | 5.7        | 6.5        | 6.1        | 6.0        | 6.5        | 6.0        | 6.2        | 6.4        | 6.3        | 6.0        | 6.2        | 6.4        | 6.2        |
| <b>Total</b>     |                 | <b>4.5</b> | <b>5.1</b> | <b>4.8</b> | <b>4.7</b> | <b>5.0</b> | <b>4.8</b> | <b>4.8</b> | <b>5.1</b> | <b>5.0</b> | <b>4.8</b> | <b>4.9</b> | <b>5.1</b> | <b>4.9</b> |
| Umkhanyakuo      | Bethesda        | 2.4        | 2.2        | 1.9        | 2.5        | 2.5        | 2.7        | 2.7        | 2.9        | 0.1        | 2.9        | 2.3        | 2.5        | 2.3        |
|                  | Hlabisa         | 1.8        | 1.9        | 1.8        | 1.7        | 1.9        | 1.9        | 2.0        | 1.5        | 0.1        | 1.7        | 2.3        | 2.8        | 1.7        |
|                  | Manguzi         | 2.0        | 1.9        | 1.9        | 2.1        | 2.0        | 2.3        | 2.3        | 2.0        | 2.0        | 2.1        | 1.9        | 2.5        | 2.1        |
|                  | Mosvold         | 1.2        | 1.4        | 1.0        | 1.1        | 1.3        | 1.7        | 1.7        | 1.9        | 0.1        | 3.2        | 2.0        | 2.2        | 1.5        |
|                  | Mseleni         | 2.5        | 2.1        | 2.3        | 2.7        | 3.1        | 3.2        | 2.8        | 2.5        | 3.9        | 3.9        | 3.3        | 4.2        | 3.0        |
| <b>Total</b>     |                 | <b>1.9</b> | <b>1.9</b> | <b>1.8</b> | <b>1.9</b> | <b>2.1</b> | <b>2.3</b> | <b>2.2</b> | <b>2.0</b> | <b>1.0</b> | <b>2.5</b> | <b>2.3</b> | <b>2.8</b> | <b>2.0</b> |
| Umzinyathi       | C Johnson Mem   | 2.9        | 3.0        | 2.8        | 2.7        | 3.0        | 3.8        | 3.2        | 3.3        | 3.4        | 3.1        | 2.5        | 3.1        | 3.1        |
|                  | Church of Scot  | 2.5        | 2.4        | 2.1        | 2.0        | 2.5        | 3.1        | 3.1        | 3.2        | 2.6        | 3.1        | 2.1        | 2.6        | 2.6        |
|                  | Dundee          | 3.3        | 3.7        | 3.6        | 3.2        | 3.3        | 3.5        | 3.6        | 3.7        | 3.5        | 3.4        | 3.0        | 3.1        | 3.4        |
|                  | Greytown        | 3.3        | 3.3        | 3.4        | 2.9        | 3.2        | 2.2        | 0.4        | 2.8        | 2.5        | 2.1        | 2.4        | 2.0        | 2.5        |
| <b>Total</b>     |                 | <b>3.0</b> | <b>3.1</b> | <b>2.9</b> | <b>2.7</b> | <b>3.0</b> | <b>3.1</b> | <b>2.6</b> | <b>3.3</b> | <b>3.0</b> | <b>2.9</b> | <b>2.5</b> | <b>2.6</b> | <b>2.9</b> |
| Uthukela         | Emmaus          | 2.1        | 3.0        | 3.8        | 3.4        | 3.3        | 3.6        | 3.7        | 3.2        | 3.5        | 3.7        | 2.9        | 3.3        | 3.3        |
|                  | Estcourt        | 3.1        | 3.6        | 3.6        | 3.6        | 3.7        | 3.9        | 3.6        | 3.8        | 4.0        | 4.1        | 3.7        | 4.4        | 3.8        |
| <b>Total</b>     |                 | <b>2.8</b> | <b>3.4</b> | <b>3.6</b> | <b>3.5</b> | <b>3.6</b> | <b>3.8</b> | <b>3.6</b> | <b>3.6</b> | <b>3.9</b> | <b>4.0</b> | <b>3.4</b> | <b>4.1</b> | <b>3.6</b> |
| Uthungulu        | C Booth         | 1.2        | 1.2        | 1.0        | 1.0        | 1.3        | 1.1        | 1.2        | 0.9        | 0.8        | 1.1        | 1.1        | 1.1        | 1.1        |
|                  | Ekhombe         | 1.5        | 1.5        | 1.7        | 1.2        | 1.7        | 1.6        | 1.6        | 1.8        | 2.2        | 1.9        | 1.6        | 1.6        | 1.7        |
|                  | Eshowe          | 2.9        | 2.9        | 3.2        | 3.1        | 3.0        | 3.2        | 3.1        | 3.2        | 3.3        | 3.2        | 2.9        | 3.0        | 3.1        |
|                  | KwaMagwaza      | 2.6        | 2.8        | 2.9        | 3.1        | 2.6        | 2.6        | 2.3        | 2.7        | 2.7        | 2.3        | 2.8        | 2.6        | 2.7        |
|                  | Mbongolwane     | 1.5        | 1.6        | 1.4        | 1.5        | 1.5        | 1.7        | 1.5        | 1.7        | 1.6        | 1.7        | 1.1        | 1.6        | 1.5        |
|                  | Nkandla         | 1.7        | 1.8        | 1.8        | 1.7        | 1.8        | 2.2        | 2.0        | 1.9        | 2.3        | 2.2        | 1.6        | 1.6        | 1.9        |
| <b>Total</b>     |                 | <b>2.1</b> | <b>2.1</b> | <b>2.2</b> | <b>2.2</b> | <b>2.2</b> | <b>2.3</b> | <b>2.2</b> | <b>2.3</b> | <b>2.4</b> | <b>2.3</b> | <b>2.0</b> | <b>2.1</b> | <b>2.2</b> |
| Zululand         | Benedictine     | 2.0        | 2.1        | 2.0        | 2.1        | 2.1        | 2.4        | 2.6        | 2.1        | 2.5        | 2.7        | 2.3        | 2.6        | 2.3        |
|                  | Ceza            | 1.4        | 1.9        | 1.6        | 2.1        | 2.1        | 2.8        | 2.3        | 2.2        | 1.8        | 1.4        | 1.4        | 1.5        | 1.8        |
|                  | Itshelejuba     | 3.3        | 3.5        | 3.7        | 3.8        | 3.7        | 3.7        | 3.6        | 3.4        | 4.1        | 4.0        | 3.3        | 3.9        | 3.7        |
|                  | Nkonjeni        | 2.7        | 2.4        | 2.7        | 5.3        | *          | *          | 2.8        | 1.7        | 1.0        | 2.4        | 2.2        | 3.0        | 2.9        |
|                  | Pongola         | 6.0        | 4.9        | 5.5        | 4.2        | 4.7        | 8.5        | 3.7        | 4.3        | 5.3        | 4.2        | 4.7        | 4.5        | 4.9        |
|                  | Vryheid         | 3.8        | 4.0        | 4.1        | 4.0        | 4.3        | 4.7        | 4.0        | 3.7        | 4.6        | 6.3        | 5.6        | 7.2        | 4.6        |
| <b>Total</b>     |                 | <b>2.6</b> | <b>2.8</b> | <b>2.8</b> | <b>3.1</b> | <b>3.4</b> | <b>3.9</b> | <b>3.1</b> | <b>2.7</b> | <b>2.9</b> | <b>3.4</b> | <b>3.0</b> | <b>3.7</b> | <b>3.1</b> |
| <b>KZN Total</b> |                 | <b>2.7</b> | <b>2.9</b> | <b>2.8</b> | <b>2.9</b> | <b>3.0</b> | <b>3.2</b> | <b>2.9</b> | <b>2.9</b> | <b>2.8</b> | <b>3.2</b> | <b>2.9</b> | <b>3.3</b> | <b>3.0</b> |

Note: \* Indicator couldn't estimated due to some missing variables  
 Shaded areas indicate missing data

Table A10: District Hospitals - Average Length of Stay

| District         | Hospital Name   | Apr-04     | May-04     | Jun-04      | Jul-04      | Aug-04      | Sep-04     | Oct-04     | Nov-04      | Dec-04      | Jan-05     | Feb-05     | Mar-05     | Average     |
|------------------|-----------------|------------|------------|-------------|-------------|-------------|------------|------------|-------------|-------------|------------|------------|------------|-------------|
| Amajuba          | Niemeyer Mem    | 3.9        | 3.7        | 3.7         | 3.1         | 3.2         | 2.9        | 3.3        | 3.8         | 2.5         | 3.7        | 3.6        | 3.5        | 3.4         |
| <b>Total</b>     |                 | <b>3.9</b> | <b>3.7</b> | <b>3.7</b>  | <b>3.1</b>  | <b>3.2</b>  | <b>2.9</b> | <b>3.3</b> | <b>3.8</b>  | <b>2.5</b>  | <b>3.7</b> | <b>3.6</b> | <b>3.5</b> | <b>3.4</b>  |
| eThekweni        | McCords         | 3.2        | 3.4        | 3.3         | 3.2         | 3.3         | 3.4        | 3.4        | 3.7         | 3.1         | 3.3        | 3.5        | 3.1        | 3.3         |
|                  | Osindisweni     | 9.9        | 10.0       | 9.8         | 9.8         | 10.0        | 9.4        | 9.5        | 8.4         | 9.0         | 9.7        | 7.9        | 7.9        | 9.2         |
|                  | St Mary's (Mar) | 5.3        | 5.3        | 5.2         | 4.7         | 5.4         | 5.8        | 5.8        | 5.5         | 5.3         | 6.1        | 6.4        | 5.6        | 5.5         |
|                  | Wentworth       | 7.7        | 6.8        | 6.8         | 6.1         | 6.2         | 6.8        | 8.1        | 6.5         | 5.4         | 6.2        | 5.4        | 6.2        | 6.4         |
| <b>Total</b>     |                 | <b>6.0</b> | <b>6.1</b> | <b>6.0</b>  | <b>5.6</b>  | <b>5.8</b>  | <b>6.1</b> | <b>6.2</b> | <b>5.9</b>  | <b>5.5</b>  | <b>6.1</b> | <b>5.8</b> | <b>5.5</b> | <b>5.9</b>  |
| ILembe           | Montebello      | 9.7        | 9.2        | 16.0        | 16.5        | 15.9        | 11.3       | 12.4       | *           | *           |            |            |            | 16.2        |
|                  | Umphumulo       | 8.0        | 8.6        | 8.0         | 7.7         | 7.7         | 4.8        | 6.6        | 7.0         | 6.0         |            |            |            | 6.9         |
|                  | Untunjambili    | 10.0       | 10.4       | 12.0        | 11.1        | 12.7        | 9.1        | 12.3       | *           | *           |            |            |            | 13.9        |
| <b>Total</b>     |                 | <b>9.1</b> | <b>9.3</b> | <b>11.6</b> | <b>11.1</b> | <b>12.0</b> | <b>7.4</b> | <b>9.4</b> | <b>21.8</b> | <b>17.4</b> |            |            |            | <b>10.9</b> |
| Sisonke          | Christ the King | 5.0        | 5.0        | 4.5         | 4.6         | 4.6         | 4.0        | 4.6        | 4.6         | 4.0         | 4.8        | 4.4        | 5.0        | 4.6         |
|                  | EG Usher Mem    | 3.4        | 3.5        | 3.5         | 3.6         | 4.2         | 3.4        | 3.8        | 3.2         | 3.6         | 3.8        | 4.5        | 4.5        | 3.7         |
|                  | St Apollinaris  | 6.1        | 6.9        | 7.2         | 6.7         | 5.6         | 5.0        | 5.2        | 6.0         | 6.2         | 6.6        | 6.2        | 5.5        | 6.0         |
|                  | Taylor Bequest  | 5.7        | 5.8        | 6.1         | 6.2         | 6.0         | 6.0        | 5.9        | 5.6         | 4.9         | 5.1        | 4.9        | 5.2        | 5.6         |
| <b>Total</b>     |                 | <b>4.9</b> | <b>5.1</b> | <b>5.0</b>  | <b>5.1</b>  | <b>5.1</b>  | <b>4.6</b> | <b>4.8</b> | <b>4.7</b>  | <b>4.5</b>  | <b>4.9</b> | <b>4.9</b> | <b>5.0</b> | <b>4.9</b>  |
| Ugu              | GJ Crooke's     | 4.8        | 5.1        | 4.7         | 4.3         | 4.6         | 4.2        | 4.6        | 4.2         | 3.9         | 4.3        | 3.7        | 3.9        | 4.3         |
|                  | Murchison       | 7.4        | 7.4        | 6.1         | 6.1         | 6.8         | 7.0        | 7.1        | 6.0         | 6.3         | 6.5        | 6.8        | 6.8        | 6.7         |
|                  | St Andrew's     | 4.9        | 5.4        | 5.5         | 5.9         | 5.3         | 5.8        | 5.5        | 5.3         | *           | 5.3        | 5.5        | 5.4        | 5.9         |
| <b>Total</b>     |                 | <b>5.5</b> | <b>5.8</b> | <b>5.3</b>  | <b>5.3</b>  | <b>5.3</b>  | <b>5.3</b> | <b>5.5</b> | <b>5.0</b>  | <b>6.8</b>  | <b>5.2</b> | <b>5.0</b> | <b>5.1</b> | <b>5.4</b>  |
| Umgungundlovu    | Appelsbosch     | 8.6        | 7.8        | 8.3         | 10.0        | 11.8        | 8.7        | 7.9        | 6.5         | 7.9         | 7.5        | 7.8        | 6.6        | 8.2         |
|                  | Northdale       | 3.7        | 3.4        | 3.7         | 3.7         | 3.5         | 3.4        | 3.6        | 3.7         | 3.4         | 3.8        | 3.4        | 3.4        | 3.6         |
| <b>Total</b>     |                 | <b>4.2</b> | <b>3.8</b> | <b>4.1</b>  | <b>4.4</b>  | <b>4.3</b>  | <b>4.0</b> | <b>4.1</b> | <b>4.0</b>  | <b>3.9</b>  | <b>4.3</b> | <b>3.9</b> | <b>3.8</b> | <b>4.1</b>  |
| Umkhanyakud      | Bethesda        | 6.9        | 7.3        | 7.4         | 6.6         | 5.6         | 6.2        | 5.6        | 5.8         | *           | 7.6        | 8.5        | 7.0        | 7.5         |
|                  | Hlabisa         | 9.0        | 7.9        | 9.1         | 9.5         | 8.5         | 8.3        | 7.6        | 10.7        | *           | 9.1        | 8.0        | 8.5        | 9.4         |
|                  | Manguzi         | 10.2       | 11.2       | 11.3        | 10.2        | 10.8        | 9.9        | 10.1       | 11.0        | 10.3        | 10.4       | 10.2       | 9.0        | 10.3        |
|                  | Mosvold         | 13.8       | 11.6       | 13.1        | 13.8        | 12.6        | 12.0       | 10.7       | 8.4         | *           | 8.1        | 6.9        | 7.3        | 10.9        |
|                  | Mseleni         | 7.0        | 7.7        | 7.6         | 7.3         | 7.3         | 7.0        | 7.2        | 7.3         | 5.5         | 5.8        | 6.5        | 5.4        | 6.7         |
| <b>Total</b>     |                 | <b>9.0</b> | <b>8.9</b> | <b>9.5</b>  | <b>9.2</b>  | <b>8.6</b>  | <b>8.5</b> | <b>8.2</b> | <b>8.8</b>  | <b>17.3</b> | <b>8.1</b> | <b>7.9</b> | <b>7.4</b> | <b>8.9</b>  |
| Umzinyathi       | C Johnson Mem   | 5.9        | 6.1        | 6.0         | 5.6         | 6.2         | 5.1        | 5.8        | 5.5         | 5.2         | 6.0        | 6.3        | 6.1        | 5.8         |
|                  | Church of Scot  | 8.8        | 10.1       | 11.2        | 11.3        | 10.1        | 8.2        | 8.3        | 8.1         | 7.7         | 7.8        | 9.6        | 9.5        | 9.1         |
|                  | Dundee          | 4.4        | 4.1        | 4.6         | 4.7         | 4.5         | 4.4        | 4.7        | 4.6         | 4.0         | 4.8        | 4.8        | 5.3        | 4.6         |
|                  | Greytown        | 4.3        | 4.6        | 4.3         | 4.3         | 3.9         | 4.3        | 36.7       | 4.2         | 4.1         | 3.8        | 5.0        | 5.0        | 4.7         |
| <b>Total</b>     |                 | <b>5.9</b> | <b>6.2</b> | <b>6.3</b>  | <b>6.3</b>  | <b>6.2</b>  | <b>5.6</b> | <b>7.3</b> | <b>5.8</b>  | <b>5.4</b>  | <b>5.7</b> | <b>6.4</b> | <b>6.5</b> | <b>6.1</b>  |
| Uthukela         | Emmaus          | 5.0        | 4.9        | 4.3         | 4.6         | 5.0         | 4.7        | 4.5        | 4.5         | 4.3         | 4.3        | 4.2        | 4.6        | 4.6         |
|                  | Estcourt        | 4.6        | 4.6        | 4.6         | 4.7         | 5.0         | 4.2        | 4.5        | 4.2         | 4.0         | 4.1        | 4.1        | 4.4        | 4.4         |
| <b>Total</b>     |                 | <b>4.7</b> | <b>4.7</b> | <b>4.5</b>  | <b>4.7</b>  | <b>5.0</b>  | <b>4.4</b> | <b>4.5</b> | <b>4.3</b>  | <b>4.1</b>  | <b>4.2</b> | <b>4.1</b> | <b>4.5</b> | <b>4.5</b>  |
| Uthungulu        | C Booth         | 9.5        | 10.1       | 9.0         | 9.1         | 9.0         | 7.9        | 9.7        | 11.4        | 11.5        | 10.2       | 8.5        | 9.4        | 9.5         |
|                  | Ekhombe         | 9.3        | 8.2        | 6.7         | 9.3         | 6.8         | 9.4        | 8.0        | 8.2         | 7.8         | 7.8        | 8.4        | 9.8        | 8.2         |
|                  | Eshowe          | 5.8        | 5.8        | 5.2         | 5.3         | 5.5         | 5.0        | 6.0        | 5.4         | 5.0         | 5.3        | 5.1        | 5.5        | 5.4         |
|                  | KwaMlagwaza     | 7.8        | 7.8        | 7.4         | 7.2         | 7.8         | 6.8        | 6.9        | 6.4         | 6.4         | 6.8        | 5.6        | 6.1        | 6.9         |
|                  | Mbongolwane     | 13.5       | 13.0       | 14.5        | 14.5        | 14.0        | 12.7       | 14.2       | 11.8        | 10.3        | 10.5       | 12.7       | 10.6       | 12.6        |
|                  | Nkandia         | 9.0        | 8.7        | 9.3         | 9.9         | 10.9        | 8.7        | 8.1        | 8.2         | 6.7         | 7.0        | 6.4        | 6.7        | 8.3         |
| <b>Total</b>     |                 | <b>7.8</b> | <b>7.7</b> | <b>7.2</b>  | <b>7.6</b>  | <b>7.8</b>  | <b>7.1</b> | <b>7.6</b> | <b>7.1</b>  | <b>6.5</b>  | <b>6.8</b> | <b>6.4</b> | <b>6.9</b> | <b>7.2</b>  |
| Zululand         | Benedictine     | 7.0        | 6.1        | 6.7         | 6.7         | 5.9         | 5.9        | 5.7        | 5.9         | 6.2         | 6.5        | 6.8        | 5.9        | 6.3         |
|                  | Ceza            | 8.1        | 7.9        | 9.0         | 8.5         | 9.7         | 7.6        | 8.3        | 8.0         | 7.2         | 9.6        | 10.1       | 8.4        | 8.5         |
|                  | Itshelejuba     | 4.9        | 4.9        | 4.9         | 4.9         | 5.4         | 5.0        | 5.7        | 5.5         | 4.9         | 4.7        | 4.8        | 4.5        | 5.0         |
|                  | Nkonjeni        | 6.7        | 7.4        | 6.2         | 7.4         | 7.3         | 6.3        | 5.6        | 6.6         | 7.7         | 7.6        | 7.6        | 6.2        | 6.8         |
|                  | Pongola         | 1.7        | 2.1        | 2.0         | 1.7         | 2.1         | 2.2        | 1.7        | 1.7         | 1.5         | 1.9        | 2.4        | 2.4        | 2.0         |
|                  | Vryheid         | 4.6        | 4.5        | 4.6         | 4.7         | 4.4         | 4.5        | 4.4        | 4.0         | 3.6         | 4.1        | 4.0        | 3.5        | 4.2         |
| <b>Total</b>     |                 | <b>5.9</b> | <b>5.7</b> | <b>5.7</b>  | <b>5.9</b>  | <b>5.8</b>  | <b>5.4</b> | <b>5.4</b> | <b>5.3</b>  | <b>4.9</b>  | <b>5.5</b> | <b>5.6</b> | <b>4.8</b> | <b>5.5</b>  |
| <b>KZN Total</b> |                 | <b>6.1</b> | <b>6.1</b> | <b>6.1</b>  | <b>6.1</b>  | <b>6.1</b>  | <b>5.7</b> | <b>6.1</b> | <b>5.8</b>  | <b>6.0</b>  | <b>5.7</b> | <b>5.6</b> | <b>5.5</b> | <b>5.9</b>  |

Note: \* Indicator couldn't estimated due to some missing variables  
 Shaded areas indicate missing data

Table B1: Regional Hospitals - Usable Beds

| District         | Hospital Name      | Apr-04       | May-04       | Jun-04       | Jul-04       | Aug-04       | Sep-04       | Oct-04       | Nov-04       | Dec-04       | Jan-05       | Feb-05       | Mar-05       | Average      |
|------------------|--------------------|--------------|--------------|--------------|--------------|--------------|--------------|--------------|--------------|--------------|--------------|--------------|--------------|--------------|
| Amajuba          | Madadeni *         | 1 367        | 1 300        | 1 311        | 1 299        | 1 272        | 1 263        | 1 448        | 1 279        | 1 302        | 1 328        | 1 246        | 1 241        | 1 305        |
|                  | Newcastle          | 189          | 190          | 199          | 203          | 199          | 194          | 188          | 174          | 183          | 183          | 182          | 186          | 189          |
| <b>Total</b>     |                    | <b>1 556</b> | <b>1 490</b> | <b>1 510</b> | <b>1 502</b> | <b>1 471</b> | <b>1 457</b> | <b>1 636</b> | <b>1 453</b> | <b>1 485</b> | <b>1 511</b> | <b>1 428</b> | <b>1 427</b> | <b>1 494</b> |
| eThekweni        | Addington          | 506          | 506          | 506          | 506          | 506          | 506          | 506          | 506          | 506          | 512          | 504          | 504          | 506          |
|                  | M Gandhi           | 389          | 374          | 375          | 375          | 375          | 385          | 385          | 375          | 386          | 387          | 366          | 366          | 378          |
|                  | Prince Mshiyeni    | 1 202        | 1 202        | 1 200        | 1 200        | 1 220        | 1 203        | 1 200        | 1 241        | 1 201        | 1 199        | 1 202        | 1 117        | 1 199        |
|                  | RK Khan            | 545          | 545          | 543          | 543          | 543          | 543          | 543          | 543          | 543          | 578          | 539          | 643          | 554          |
|                  | St Aidan's         | 47           | 47           | 46           | 49           | 61           | 64           | 103          | 155          | 127          | 130          | 152          | 134          | 93           |
| <b>Total</b>     |                    | <b>2 689</b> | <b>2 674</b> | <b>2 670</b> | <b>2 673</b> | <b>2 705</b> | <b>2 701</b> | <b>2 737</b> | <b>2 820</b> | <b>2 763</b> | <b>2 806</b> | <b>2 763</b> | <b>2 764</b> | <b>2 730</b> |
| iLembe           | Stanger            | 376          | 376          | 377          | 376          | 376          | 376          | 376          | 372          | 366          |              |              |              | 375          |
| Ugu              | P Shepstone        | 328          | 328          | 328          | 328          | 328          | 328          | 328          | 328          | 328          | 328          | 328          | 328          | 328          |
| uMgungundlovu    | Edendale           | 923          | 924          | 924          | 1 167        | 924          | 924          | 924          | 924          | 954          | 907          | 907          | 907          | 942          |
| Uthukela         | Ladysmith          | 544          | 548          | 545          | 546          | 542          | 452          | 452          | 442          | 492          | 504          | 504          | 504          | 506          |
| Uthungulu        | L Umfolozi War Mem | 256          | 256          | 256          | 256          | 256          | 256          | 317          | 276          | 256          | 256          | 256          | 256          | 263          |
|                  | Ngwelezana         | 538          | 529          | 523          | 544          | 526          | 525          | 526          | 530          | 527          | 536          | 551          | 574          | 536          |
| <b>Total</b>     |                    | <b>794</b>   | <b>785</b>   | <b>779</b>   | <b>800</b>   | <b>782</b>   | <b>781</b>   | <b>843</b>   | <b>806</b>   | <b>783</b>   | <b>792</b>   | <b>807</b>   | <b>830</b>   | <b>799</b>   |
| <b>KZN Total</b> |                    | <b>7 210</b> | <b>7 125</b> | <b>7 133</b> | <b>7 392</b> | <b>7 128</b> | <b>7 019</b> | <b>7 296</b> | <b>7 145</b> | <b>7 171</b> | <b>6 848</b> | <b>6 737</b> | <b>6 760</b> | <b>7 080</b> |

Table B2: Regional Hospitals - Inpatient Days

| District         | Hospital Name      | Apr-04        | May-04        | Jun-04        | Jul-04        | Aug-04        | Sep-04        | Oct-04        | Nov-04        | Dec-04        | Jan-05        | Feb-05        | Mar-05        | Grand Total    | Average          |
|------------------|--------------------|---------------|---------------|---------------|---------------|---------------|---------------|---------------|---------------|---------------|---------------|---------------|---------------|----------------|------------------|
| Amajuba          | Madadeni *         | 16 912        | 18 226        | 17 022        | 17 113        | 16 764        | 16 233        | 16 031        | 15 068        | 14 628        | 15 520        | 13 033        | 14 536        | 191 086        | 15 923.8         |
|                  | Newcastle          | 2 606         | 2 906         | 2 727         | 2 738         | 3 181         | 3 138         | 2 941         | 2 730         | 2 545         | 3 119         | 2 899         | 3 343         | 34 873         | 2 906.1          |
| <b>Total</b>     |                    | <b>19 518</b> | <b>21 132</b> | <b>19 749</b> | <b>19 851</b> | <b>19 945</b> | <b>19 371</b> | <b>18 972</b> | <b>17 798</b> | <b>17 173</b> | <b>18 639</b> | <b>15 932</b> | <b>17 879</b> | <b>225 959</b> | <b>18 829.9</b>  |
| eThekweni        | Addington          | 12 609        | 13 236        | 13 308        | 13 521        | 12 835        | 12 661        | 12 780        | 12 551        | 12 327        | 12 604        | 11 744        | 12 979        | 153 155        | 12 762.9         |
|                  | M Gandhi           | 9 371         | 9 978         | 8 927         | 8 826         | 9 731         | 9 052         | 9 770         | 9 859         | 10 206        | 10 499        | 9 748         | 10 297        | 116 264        | 9 688.7          |
|                  | Prince Mshiyeni    | 22 921        | 25 071        | 25 596        | 25 783        | 24 954        | 24 444        | 24 652        | 24 111        | 21 977        | 25 231        | 24 197        | 25 779        | 294 716        | 24 559.7         |
|                  | RK Khan            | 11 335        | 11 454        | 11 035        | 11 556        | 11 906        | 10 811        | 11 287        | 10 819        | 10 127        | 9 673         | 9 767         | 10 100        | 129 870        | 10 822.5         |
|                  | St Aidan's         | 356           | 486           | 445           | 640           | 710           | 748           | 768           | 1 101         | 913           | 1 130         | 1 715         | 2 109         | 11 121         | 926.8            |
| <b>Total</b>     |                    | <b>56 592</b> | <b>60 225</b> | <b>59 311</b> | <b>60 326</b> | <b>60 136</b> | <b>57 716</b> | <b>59 257</b> | <b>58 441</b> | <b>55 550</b> | <b>59 137</b> | <b>57 171</b> | <b>61 264</b> | <b>705 126</b> | <b>58 760.5</b>  |
| iLembe           | Stanger            | 6 691         | 7 628         | 7 911         | 8 868         | 8 828         | 8 345         | 8 396         | 8 691         | 8 128         |               |               |               | 73 486         | 8 165.1          |
| Ugu              | P Shepstone        | 6 844         | 7 894         | 7 776         | 7 617         | 8 596         | 8 213         | 8 364         | 7 559         | 7 318         | 8 121         | 7 605         | 8 228         | 94 135         | 7 844.6          |
| uMgungundlovu    | Edendale           | 19 162        | 20 087        | 14 799        | 17 575        | 18 935        | 20 513        | 20 740        | 20 895        | 20 476        | 20 242        | 18 058        | 20 212        | 231 694        | 19 307.8         |
| Uthukela         | Ladysmith          | 9 090         | 9 578         | 8 583         | 7 768         | 8 440         | 8 973         | 8 736         | 8 251         | 7 196         | 9 505         | 7 971         | 9 268         | 103 359        | 8 613.3          |
| Uthungulu        | L Umfolozi War Mem | 6 060         | 6 741         | 6 222         | 6 481         | 6 622         | 5 922         | 6 400         | 5 933         | 5 596         | 6 481         | 6 171         | 7 242         | 75 871         | 6 322.6          |
|                  | Ngwelezana         | 9 028         | 9 815         | 9 473         | 9 741         | 10 077        | 9 521         | 9 832         | 8 884         | 9 594         | 8 312         | 9 341         | 9 909         | 113 527        | 9 460.6          |
| <b>Total</b>     |                    | <b>15 088</b> | <b>16 556</b> | <b>15 695</b> | <b>16 222</b> | <b>16 699</b> | <b>15 443</b> | <b>16 232</b> | <b>14 817</b> | <b>15 190</b> | <b>14 793</b> | <b>15 512</b> | <b>17 151</b> | <b>189 398</b> | <b>15 783.2</b>  |
| <b>KZN Total</b> |                    | <b>132985</b> | <b>143100</b> | <b>133824</b> | <b>138227</b> | <b>141579</b> | <b>138574</b> | <b>140697</b> | <b>136452</b> | <b>131031</b> | <b>130437</b> | <b>122249</b> | <b>134002</b> | <b>1623157</b> | <b>135 263.1</b> |

Note: \* Madadeni includes TB and Psychiatric Hospitals data  
Shaded areas indicate missing data

Table B3: Regional Hospitals - Discharges

| District         | Hospital Name        | Apr-04        | May-04        | Jun-04        | Jul-04        | Aug-04        | Sep-04        | Oct-04        | Nov-04        | Dec-04        | Jan-05        | Feb-05        | Mar-05        | Grand Total    | Average        |
|------------------|----------------------|---------------|---------------|---------------|---------------|---------------|---------------|---------------|---------------|---------------|---------------|---------------|---------------|----------------|----------------|
| Amajuba          | Madadeni             | 1 436         | 1 581         | 1 638         | 1 660         | 1 544         | 1 652         | 1 624         | 1 625         | 1 602         | 1 750         | 1 460         | 1 664         | 19 236         | 1603.0         |
|                  | Newcastle            | 703           | 756           | 772           | 717           | 763           | 784           | 731           | 706           | 695           | 751           | 686           | 823           | 8 887          | 740.6          |
| <b>Total</b>     |                      | <b>2 139</b>  | <b>2 337</b>  | <b>2 410</b>  | <b>2 377</b>  | <b>2 307</b>  | <b>2 436</b>  | <b>2 355</b>  | <b>2 331</b>  | <b>2 297</b>  | <b>2 501</b>  | <b>2 146</b>  | <b>2 487</b>  | <b>28 123</b>  | <b>2343.6</b>  |
| eThekweni        | Addington            | 2 437         | 2 526         | 2 385         | 2 668         | 2 623         | 2 568         | 2 481         | 2 536         | 1 987         | 2 370         | 2 374         | 2 529         | 29 484         | 2457.0         |
|                  | M Gandhi             | 1 722         | 1 730         | 1 636         | 1 576         | 1 636         | 1 674         | 1 588         | 1 702         | 1 686         | 1 679         | 1 498         | 1 492         | 19 619         | 1634.9         |
|                  | Prince Mshiyeni Hos  | 2 815         | 3 077         | 2 860         | 3 129         | 3 109         | 3 119         | 3 024         | 3 010         | 2 986         | 3 025         | 3 168         | 3 487         | 36 809         | 3067.4         |
|                  | RK Khan              | 2 232         | 2 222         | 2 244         | 2 189         | 2 367         | 2 211         | 2 398         | 2 312         | 2 226         | 2 208         | 2 117         | 2 176         | 26 902         | 2241.8         |
|                  | St Aidan's           |               |               | 112           | 160           | 188           | 213           | 184           | 205           | 118           | 167           | 204           | 214           | 1 765          | 176.5          |
| <b>Total</b>     |                      | <b>9 206</b>  | <b>9 555</b>  | <b>9 237</b>  | <b>9 722</b>  | <b>9 923</b>  | <b>9 785</b>  | <b>9 675</b>  | <b>9 765</b>  | <b>9 003</b>  | <b>9 449</b>  | <b>9 361</b>  | <b>9 898</b>  | <b>114 579</b> | <b>9548.3</b>  |
| iLembe           | Stanger              | 1 448         | 1 478         | 1 441         | 1 526         | 1 561         | 1 553         | 1 506         | 1 560         | 1 525         |               |               |               | 13 598         | 1510.9         |
| Ugu              | P Shepstone          | 1 246         | 1 214         | 1 323         | 1 375         | 1 347         | 1 425         | 1 400         | 1 396         | 1 275         | 1 393         | 1 453         | 1 530         | 16 377         | 1364.8         |
| uMgungundlovu    | Edendale             | 6 446         | 6 312         | 1 483         | 1 887         | 1 908         | 1 897         | 1 887         | 7 883         | 6 346         | 6 224         | 5 692         | 7 290         | 55 255         | 4604.6         |
| Uthukela         | Ladysmith            | 1 647         | 1 782         | 1 582         | 1 561         | 1 774         | 1 824         | 1 771         | 1 710         | 1 914         | 1 748         | 1 638         | 1 858         | 20 809         | 1734.1         |
| Uthungulu        | L Umfolozi War Mem H | 1 223         | 1 361         | 1 287         | 1 345         | 1 547         | 1 506         | 1 509         | 1 392         | 1 379         | 1 332         | 1 342         | 1 738         | 16 961         | 1413.4         |
|                  | Ngwelezana           | 1 117         | 1 102         | 1 056         | 1 032         | 1 102         | 1 105         | 1 107         | 1 051         | 1 179         | 928           | 1 192         | 1 190         | 13 161         | 1096.8         |
| <b>Total</b>     |                      | <b>2 340</b>  | <b>2 463</b>  | <b>2 343</b>  | <b>2 377</b>  | <b>2 649</b>  | <b>2 611</b>  | <b>2 616</b>  | <b>2 443</b>  | <b>2 558</b>  | <b>2 260</b>  | <b>2 534</b>  | <b>2 928</b>  | <b>30 122</b>  | <b>2510.2</b>  |
| <b>KZN Total</b> |                      | <b>24 472</b> | <b>25 141</b> | <b>19 819</b> | <b>20 825</b> | <b>21 469</b> | <b>21 531</b> | <b>21 210</b> | <b>27 088</b> | <b>24 918</b> | <b>23 575</b> | <b>22 824</b> | <b>25 991</b> | <b>278 863</b> | <b>23238.6</b> |

Table B4: Regional Hospitals - Deaths

| District         | Hospital Name        | Apr-04      | May-04      | Jun-04      | Jul-04      | Aug-04      | Sep-04      | Oct-04      | Nov-04      | Dec-04      | Jan-05      | Feb-05      | Mar-05      | Grand Total  | Average       |
|------------------|----------------------|-------------|-------------|-------------|-------------|-------------|-------------|-------------|-------------|-------------|-------------|-------------|-------------|--------------|---------------|
| Amajuba          | Madadeni             | 138         | 155         | 151         | 142         | 124         | 136         | 153         | 129         | 164         | 158         | 95          | 129         | 1 674        | 139.5         |
|                  | Newcastle            | 50          | 44          | 51          | 48          | 52          | 38          | 42          | 34          | 23          | 34          | 36          | 52          | 504          | 42.0          |
| <b>Total</b>     |                      | <b>188</b>  | <b>199</b>  | <b>202</b>  | <b>190</b>  | <b>176</b>  | <b>174</b>  | <b>195</b>  | <b>163</b>  | <b>187</b>  | <b>192</b>  | <b>131</b>  | <b>181</b>  | <b>2 178</b> | <b>181.5</b>  |
| eThekweni        | Addington            | 187         | 162         | 262         | 188         | 210         | 195         | 174         | 167         | 166         | 189         | 191         | 179         | 2 270        | 189.2         |
|                  | M Gandhi             | 177         | 163         | 163         | 187         | 160         | 156         | 172         | 194         | 200         | 180         | 181         | 176         | 2 109        | 175.8         |
|                  | Prince Mshiyeni Hos  | 222         | 250         | 269         | 283         | 296         | 264         | 278         | 259         | 257         | 310         | 256         | 296         | 3 240        | 270.0         |
|                  | RK Khan              | 110         | 122         | 101         | 137         | 124         | 124         | 95          | 93          | 158         | 131         | 127         | 88          | 1 410        | 117.5         |
|                  | St Aidan's           | 0           | 0           | 0           | 0           | 0           | 2           | 3           | 0           | 0           | 2           | 0           | 0           | 7            | 2.3           |
| <b>Total</b>     |                      | <b>696</b>  | <b>697</b>  | <b>795</b>  | <b>795</b>  | <b>790</b>  | <b>741</b>  | <b>722</b>  | <b>713</b>  | <b>781</b>  | <b>812</b>  | <b>755</b>  | <b>739</b>  | <b>9 036</b> | <b>753.0</b>  |
| iLembe           | Stanger              | 119         | 161         | 184         | 161         | 153         | 178         | 157         | 144         | 157         |             |             |             | 1 414        | 157.1         |
| Ugu              | P Shepstone          | 89          | 114         | 107         | 118         | 93          | 109         | 122         | 95          | 116         | 123         | 105         | 101         | 1 292        | 107.7         |
| uMgungundlovu    | Edendale             | 333         | 396         | 369         | 159         | 179         | 206         | 274         | 313         | 439         | 364         | 349         | 444         | 3 825        | 318.8         |
| Uthukela         | Ladysmith            | 157         | 151         | 164         | 146         | 162         | 139         | 178         | 133         | 140         | 212         | 131         | 161         | 1 874        | 156.2         |
| Uthungulu        | L Umfolozi War Mem H | 26          | 20          | 29          | 20          | 23          | 19          | 33          | 30          | 24          | 33          | 24          | 22          | 303          | 25.3          |
|                  | Ngwelezana           | 149         | 161         | 157         | 167         | 149         | 162         | 161         | 152         | 200         | 159         | 138         | 183         | 1 938        | 161.5         |
| <b>Total</b>     |                      | <b>175</b>  | <b>181</b>  | <b>186</b>  | <b>187</b>  | <b>172</b>  | <b>181</b>  | <b>194</b>  | <b>182</b>  | <b>224</b>  | <b>192</b>  | <b>162</b>  | <b>205</b>  | <b>2 241</b> | <b>186.8</b>  |
| <b>KZN Total</b> |                      | <b>1757</b> | <b>1899</b> | <b>2007</b> | <b>1756</b> | <b>1725</b> | <b>1728</b> | <b>1842</b> | <b>1743</b> | <b>2044</b> | <b>1895</b> | <b>1633</b> | <b>1831</b> | <b>21860</b> | <b>1821.7</b> |

Note: \* Madadeni includes TB and Psychiatric Hospitals data  
Shaded areas indicate missing data

Table B5: Regional Hospitals - Transfers In

| District         | Hospital Name        | Apr-04     | May-04     | Jun-04     | Jul-04     | Aug-04     | Sep-04     | Oct-04     | Nov-04     | Dec-04     | Jan-05     | Feb-05     | Mar-05     | Grand Total  | Average      |
|------------------|----------------------|------------|------------|------------|------------|------------|------------|------------|------------|------------|------------|------------|------------|--------------|--------------|
| Amajuba          | Madadeni             | 34         | 22         | 10         | 14         | 21         | 19         | 35         | 24         | 47         | 29         | 11         | 7          | 273          | 22.8         |
|                  | Newcastle            | 7          | 8          | 8          | 8          | 10         | 16         | 7          | 4          | 8          | 7          | 3          | 15         | 101          | 8.4          |
| <b>Total</b>     |                      | <b>41</b>  | <b>30</b>  | <b>18</b>  | <b>22</b>  | <b>31</b>  | <b>35</b>  | <b>42</b>  | <b>28</b>  | <b>55</b>  | <b>36</b>  | <b>14</b>  | <b>22</b>  | <b>374</b>   | <b>31.2</b>  |
| eThekweni        | Addington            | 50         | 50         | 57         | 54         | 19         | 42         | 28         | 35         | 41         | 113        | 29         | 48         | 566          | 47.2         |
|                  | M Gandhi             | 37         | 69         | 16         | 32         | 41         | 60         | 55         | 58         | 48         | 123        | 77         | 88         | 704          | 58.7         |
|                  | Prince Mshiyeni Hos  | 104        | 82         | 81         | 81         | 78         | 58         | 100        | 85         | 50         | 51         | 62         | 30         | 862          | 71.8         |
|                  | RK Khan              | 1          | 2          | 1          | 2          | 10         | 4          | 2          | 3          | 1          | 31         | 2          | 9          | 68           | 5.7          |
|                  | St Aidan's           | 3          | 0          | 8          | 23         | 15         | 23         | 32         | 67         | 59         | 71         | 97         | 67         | 465          | 38.8         |
| <b>Total</b>     |                      | <b>195</b> | <b>203</b> | <b>163</b> | <b>192</b> | <b>163</b> | <b>187</b> | <b>217</b> | <b>248</b> | <b>199</b> | <b>389</b> | <b>267</b> | <b>242</b> | <b>2 665</b> | <b>222.1</b> |
| iLembe           | Stanger              | 15         | 30         | 37         | 23         | 24         | 14         | 39         | 54         | 19         | 28         | 28         | 28         | 339          | 28.3         |
| Ugu              | P Shepstone          | 14         | 17         | 23         | 13         | 12         | 18         | 15         | 8          | 14         | 17         | 10         | 9          | 170          | 14.2         |
| uMgungundlovu    | Edendale             | 210        | 331        | 93         | 93         | 133        | 123        | 143        | 220        | 285        | 315        | 269        | 352        | 2 567        | 213.9        |
| Uthukela         | Ladysmith            | 5          | 16         | 10         | 16         | 9          | 19         | 26         | 18         | 12         | 16         | 22         | 19         | 188          | 15.7         |
| Uthungulu        | L Umfolozi War Mem H | 71         | 45         | 89         | 141        | 45         | 62         | 46         | 72         | 86         | 70         | 77         | 50         | 854          | 71.2         |
|                  | Ngwelezana           | 54         | 55         | 35         | 62         | 41         | 29         | 32         | 33         | 36         | 32         | 32         | 52         | 493          | 41.1         |
| <b>Total</b>     |                      | <b>125</b> | <b>100</b> | <b>124</b> | <b>203</b> | <b>86</b>  | <b>91</b>  | <b>78</b>  | <b>105</b> | <b>122</b> | <b>102</b> | <b>109</b> | <b>102</b> | <b>1 347</b> | <b>112.3</b> |
| <b>KZN Total</b> |                      | <b>605</b> | <b>727</b> | <b>468</b> | <b>562</b> | <b>458</b> | <b>487</b> | <b>560</b> | <b>681</b> | <b>706</b> | <b>903</b> | <b>719</b> | <b>774</b> | <b>7 650</b> | <b>637.5</b> |

Table B6: Regional Hospitals - Transfers Out

| District         | Hospital Name       | Apr-04     | May-04     | Jun-04     | Jul-04     | Aug-04     | Sep-04     | Oct-04     | Nov-04     | Dec-04     | Jan-05     | Feb-05     | Mar-05     | Grand Total  | Average      |
|------------------|---------------------|------------|------------|------------|------------|------------|------------|------------|------------|------------|------------|------------|------------|--------------|--------------|
| Amajuba          | Madadeni            | 8          | 12         | 9          | 10         | 23         | 27         | 18         | 14         | 18         | 29         | 14         | 9          | 191          | 15.9         |
|                  | Newcastle           | 7          | 27         | 19         | 15         | 19         | 19         | 20         | 15         | 21         | 30         | 26         | 29         | 247          | 20.6         |
| <b>Total</b>     |                     | <b>15</b>  | <b>39</b>  | <b>28</b>  | <b>25</b>  | <b>42</b>  | <b>46</b>  | <b>38</b>  | <b>29</b>  | <b>39</b>  | <b>59</b>  | <b>40</b>  | <b>38</b>  | <b>438</b>   | <b>36.5</b>  |
| eThekweni        | Addington           | 79         | 97         | 84         | 124        | 88         | 107        | 94         | 119        | 107        | 53         | 98         | 119        | 1 169        | 97.4         |
|                  | M Gandhi            | 115        | 188        | 148        | 185        | 176        | 172        | 149        | 172        | 140        | 170        | 208        | 209        | 2 032        | 169.3        |
|                  | Prince Mshiyeni Hos | 61         | 57         | 60         | 54         | 54         | 40         | 59         | 28         | 27         | 36         | 46         | 36         | 558          | 46.5         |
|                  | RK Khan             | 1          | 2          | 1          | 3          | 13         | 5          | 4          | 3          | 2          | 32         | 3          | 11         | 80           | 6.7          |
|                  | St Aidan's          | 1          | 0          | 11         | 23         | 19         | 19         | 23         | 38         | 50         | 37         | 49         | 50         | 320          | 26.7         |
| <b>Total</b>     |                     | <b>257</b> | <b>344</b> | <b>304</b> | <b>389</b> | <b>350</b> | <b>343</b> | <b>329</b> | <b>360</b> | <b>326</b> | <b>328</b> | <b>404</b> | <b>425</b> | <b>4 159</b> | <b>346.6</b> |
| iLembe           | Stanger             | 41         | 31         | 52         | 31         | 36         | 29         | 39         | 47         | 37         | 38         | 38         | 38         | 457          | 38.1         |
| Ugu              | P Shepstone         | 31         | 35         | 40         | 39         | 38         | 20         | 46         | 51         | 39         | 55         | 44         | 89         | 527          | 43.9         |
| uMgungundlovu    | Edendale            | 69         | 86         | 42         | 66         | 130        | 85         | 84         | 38         | 113        | 99         | 105        | 109        | 1 026        | 85.5         |
| Uthukela         | Ladysmith           | 7          | 14         | 12         | 21         | 15         | 16         | 28         | 12         | 16         | 16         | 10         | 21         | 188          | 15.7         |
| Uthungulu        | L Umfolozi War Mem  | 19         | 21         | 13         | 24         | 14         | 25         | 31         | 25         | 18         | 30         | 26         | 25         | 271          | 22.6         |
|                  | Ngwelezana          | 42         | 29         | 18         | 27         | 19         | 6          | 25         | 12         | 28         | 13         | 18         | 30         | 267          | 22.3         |
| <b>Total</b>     |                     | <b>61</b>  | <b>50</b>  | <b>31</b>  | <b>51</b>  | <b>33</b>  | <b>31</b>  | <b>56</b>  | <b>37</b>  | <b>46</b>  | <b>43</b>  | <b>44</b>  | <b>55</b>  | <b>538</b>   | <b>44.8</b>  |
| <b>KZN Total</b> |                     | <b>481</b> | <b>599</b> | <b>509</b> | <b>622</b> | <b>644</b> | <b>570</b> | <b>620</b> | <b>574</b> | <b>616</b> | <b>638</b> | <b>685</b> | <b>775</b> | <b>7 333</b> | <b>611.1</b> |

Note: \* Madadeni includes TB and Psychiatric Hospitals data  
Shaded areas indicate missing data

Table B7: Regional Hospitals - Day Patient

| District         | Hospital Name        | Apr-04       | May-04       | Jun-04       | Jul-04       | Aug-04       | Sep-04       | Oct-04       | Nov-04       | Dec-04       | Jan-05       | Feb-05       | Mar-05       | Grand Total   | Average      |
|------------------|----------------------|--------------|--------------|--------------|--------------|--------------|--------------|--------------|--------------|--------------|--------------|--------------|--------------|---------------|--------------|
| Amajuba          | Madadeni             | 10           | 2            | 0            | 1            | 0            | 27           | 41           | 1            | 1            | 0            | 1            | 1            | 85            | 7            |
|                  | Newcastle            | 68           | 69           | 62           | 63           | 55           | 70           | 56           | 75           | 39           | 68           | 54           | 71           | 750           | 63           |
| <b>Total</b>     |                      | <b>78</b>    | <b>71</b>    | <b>62</b>    | <b>64</b>    | <b>55</b>    | <b>97</b>    | <b>97</b>    | <b>76</b>    | <b>40</b>    | <b>68</b>    | <b>55</b>    | <b>72</b>    | <b>835</b>    | <b>70</b>    |
| eThekweni        | Addington            | 1 395        | 1 440        | 1 366        | 1 420        | 1 580        | 1 606        | 1 323        | 1 382        | 1 282        | 1 346        | 1 343        | 1 565        | 17 048        | 1 421        |
|                  | M Gandhi             | 1            | 8            | 7            | 0            | 0            | 0            | 3            | 0            | 2            | 0            | 0            | 0            | 21            | 2            |
|                  | Prince Mshiyeni Hos  | 2 444        | 2 576        | 2 352        | 2 863        | 2 335        | 2 278        | 2 547        | 2 032        | 1 971        | 2 152        | 2 322        | 2 408        | 28 280        | 2 357        |
|                  | RK Khan              |              |              |              |              |              |              |              |              |              |              |              |              |               |              |
|                  | St Aidan's           | 0            | 0            | 4            | 0            | 4            | 3            | 18           | 21           | 12           | 17           | 41           | 11           | 131           | 11           |
| <b>Total</b>     |                      | <b>3 840</b> | <b>4 024</b> | <b>3 729</b> | <b>4 283</b> | <b>3 919</b> | <b>3 887</b> | <b>3 891</b> | <b>3 435</b> | <b>3 267</b> | <b>3 515</b> | <b>3 706</b> | <b>3 984</b> | <b>45 480</b> | <b>3 790</b> |
| iLembe           | Stanger              |              |              |              |              |              |              |              |              |              |              |              |              |               |              |
| Ugu              | P Shepstone          | 0            | 2            | 1            | 2            | 1            | 0            | 2            | 1            | 3            | 0            | 0            | 0            | 12            | 1            |
| uMgungundlovu    | Edendale             | 2            | 0            | 1            | 13           | 43           | 17           | 3            | 42           | 115          | 0            | 0            | 0            | 236           | 20           |
| Uthukela         | Ladysmith            | 40           | 60           | 45           | 44           | 56           | 42           | 58           | 54           | 22           | 44           | 73           | 31           | 569           | 47           |
| Uthungulu        | L Umfolozi War Mem H | 160          | 137          | 93           | 48           | 58           | 37           | 52           | 39           | 31           | 11           | 52           | 82           | 800           | 67           |
|                  | Ngwelezana           | 62           | 22           | 27           | 18           | 26           | 11           | 1            | 1            | 1            | 1            | 1            | 1            | 172           | 14           |
| <b>Total</b>     |                      | <b>222</b>   | <b>159</b>   | <b>120</b>   | <b>66</b>    | <b>84</b>    | <b>48</b>    | <b>53</b>    | <b>40</b>    | <b>32</b>    | <b>12</b>    | <b>53</b>    | <b>83</b>    | <b>972</b>    | <b>81</b>    |
| <b>KZN Total</b> |                      | <b>4 182</b> | <b>4 316</b> | <b>3 958</b> | <b>4 472</b> | <b>4 158</b> | <b>4 091</b> | <b>4 104</b> | <b>3 648</b> | <b>3 479</b> | <b>3 639</b> | <b>3 887</b> | <b>4 170</b> | <b>48 104</b> | <b>4 009</b> |

Table B8: Regional Hospitals - Bed Occupancy Rate

| District         | Hospital Name        | Apr-04      | May-04      | Jun-04      | Jul-04      | Aug-04      | Sep-04      | Oct-04      | Nov-04      | Dec-04      | Jan-05      | Feb-05      | Mar-05      | Average     |
|------------------|----------------------|-------------|-------------|-------------|-------------|-------------|-------------|-------------|-------------|-------------|-------------|-------------|-------------|-------------|
| Amajuba          | Madadeni             | 41.3        | 45.3        | 43.3        | 42.5        | 42.6        | 42.9        | 35.8        | 39.3        | 36.4        | 37.8        | 37.4        | 37.8        | 40.2        |
|                  | Newcastle            | 46.7        | 50.1        | 46.3        | 44.1        | 52.2        | 54.8        | 51.1        | 53.1        | 45.3        | 55.7        | 57.5        | 58.9        | 51.2        |
| <b>Total</b>     |                      | <b>42.0</b> | <b>45.9</b> | <b>43.7</b> | <b>42.7</b> | <b>43.9</b> | <b>44.5</b> | <b>37.6</b> | <b>41.0</b> | <b>37.5</b> | <b>39.9</b> | <b>39.9</b> | <b>40.5</b> | <b>41.6</b> |
| eThekweni        | Addington            | 88.0        | 89.3        | 92.5        | 91.1        | 87.0        | 89.0        | 85.9        | 87.5        | 82.9        | 84.4        | 88.2        | 88.4        | 87.8        |
|                  | M Gandhi             | 80.6        | 86.7        | 79.5        | 76.2        | 84.1        | 78.9        | 82.3        | 88.2        | 85.7        | 88.5        | 95.9        | 91.5        | 84.7        |
|                  | Prince Mshiyeni Hos  | 67.2        | 71.0        | 74.6        | 73.4        | 69.3        | 71.0        | 70.0        | 67.7        | 61.8        | 70.9        | 75.5        | 78.0        | 70.8        |
|                  | RK Khan              | 69.3        | 67.8        | 67.7        | 68.7        | 70.8        | 66.4        | 67.1        | 66.4        | 60.2        | 54.2        | 64.7        | 50.7        | 64.2        |
|                  | St Aidan's           | 25.5        | 33.4        | 33.0        | 43.6        | 38.4        | 40.2        | 25.3        | 25.3        | 24.8        | 30.0        | 43.1        | 52.5        | 34.4        |
| <b>Total</b>     |                      | <b>72.8</b> | <b>75.3</b> | <b>76.6</b> | <b>75.6</b> | <b>74.2</b> | <b>73.9</b> | <b>72.4</b> | <b>71.4</b> | <b>67.0</b> | <b>70.5</b> | <b>76.6</b> | <b>74.1</b> | <b>73.3</b> |
| iLembe           | Stanger              | 59.5        | 65.7        | 70.3        | 76.3        | 75.9        | 74.1        | 72.4        | 78.4        | 71.8        |             |             |             | 54.0        |
| Ugu              | P Shepstone          | 69.7        | 77.8        | 79.3        | 75.0        | 84.7        | 83.6        | 82.4        | 76.9        | 72.1        | 80.0        | 82.9        | 81.0        | 78.8        |
| uMgungundlovu    | Edendale             | 70.0        | 71.3        | 53.7        | 48.9        | 66.6        | 74.5        | 72.9        | 76.2        | 70.4        | 73.1        | 72.2        | 73.1        | 68.1        |
| Uthukela         | Ladysmith            | 55.9        | 56.7        | 52.7        | 46.1        | 50.5        | 66.5        | 62.7        | 62.6        | 47.3        | 61.1        | 56.9        | 59.5        | 56.2        |
| Uthungulu        | L Umfolozi War Mem H | 80.9        | 86.4        | 82.8        | 83.7        | 84.4        | 78.2        | 65.9        | 72.8        | 71.8        | 82.6        | 87.5        | 92.4        | 80.4        |
|                  | Ngwelezana           | 56.5        | 60.3        | 60.7        | 58.2        | 62.1        | 60.7        | 60.5        | 56.1        | 58.9        | 50.2        | 60.8        | 56.0        | 58.4        |
| <b>Total</b>     |                      | <b>64.3</b> | <b>68.8</b> | <b>67.9</b> | <b>66.4</b> | <b>69.4</b> | <b>66.4</b> | <b>62.5</b> | <b>61.8</b> | <b>63.1</b> | <b>60.7</b> | <b>69.2</b> | <b>67.2</b> | <b>65.6</b> |
| <b>KZN Total</b> |                      | <b>62.7</b> | <b>66.1</b> | <b>63.7</b> | <b>61.5</b> | <b>65.2</b> | <b>67.0</b> | <b>63.4</b> | <b>64.8</b> | <b>60.0</b> | <b>62.7</b> | <b>66.2</b> | <b>65.3</b> | <b>64.0</b> |

Note: \* Madadeni includes TB and Psychiatric Hospitals data  
 Shaded areas indicate missing data

Table B9: Regional Hospitals - Bed Turnover Rate

| District         | Hospital Name        | Apr-04     | May-04     | Jun-04     | Jul-04     | Aug-04     | Sep-04     | Oct-04     | Nov-04     | Dec-04     | Jan-05     | Feb-05     | Mar-05     | Average    |
|------------------|----------------------|------------|------------|------------|------------|------------|------------|------------|------------|------------|------------|------------|------------|------------|
| Amajuba          | Madadeni             | 1.2        | 1.3        | 1.4        | 1.4        | 1.3        | 1.4        | 1.2        | 1.4        | 1.4        | 1.5        | 1.3        | 1.5        | 1.3        |
|                  | Newcastle            | 4.0        | 4.4        | 4.2        | 3.8        | 4.2        | 4.3        | 4.2        | 4.3        | 4.0        | 4.5        | 4.1        | 4.9        | 4.2        |
| <b>Total</b>     |                      | <b>1.5</b> | <b>1.7</b> | <b>1.7</b> | <b>1.7</b> | <b>1.7</b> | <b>1.8</b> | <b>1.6</b> | <b>1.7</b> | <b>1.7</b> | <b>1.8</b> | <b>1.6</b> | <b>1.9</b> | <b>1.7</b> |
| eThekweni        | Addington            | 5.3        | 5.5        | 5.4        | 5.9        | 5.8        | 5.7        | 5.4        | 5.6        | 4.5        | 5.1        | 5.3        | 5.6        | 5.4        |
|                  | M Gandhi             | 5.2        | 5.6        | 5.2        | 5.2        | 5.3        | 5.2        | 5.0        | 5.5        | 5.2        | 5.2        | 5.2        | 5.1        | 5.2        |
|                  | Prince Mshiyeni Hos  | 2.6        | 2.8        | 2.7        | 2.9        | 2.8        | 2.8        | 2.8        | 2.7        | 2.7        | 2.8        | 2.9        | 3.4        | 2.8        |
|                  | RK Khan              | 4.3        | 4.3        | 4.3        | 4.3        | 4.6        | 4.3        | 4.6        | 4.4        | 4.4        | 4.1        | 4.2        | 3.5        | 4.3        |
|                  | St Aidan's           |            |            | 2.7        | 3.7        | 3.4        | 3.7        | 2.0        | 1.6        | 1.3        | 1.6        | 1.7        | 2.0        | 2.2        |
| <b>Total</b>     |                      | <b>3.8</b> | <b>4.0</b> | <b>3.9</b> | <b>4.1</b> | <b>4.1</b> | <b>4.0</b> | <b>3.9</b> | <b>3.8</b> | <b>3.7</b> | <b>3.8</b> | <b>3.8</b> | <b>4.0</b> | <b>3.9</b> |
| iLembe           | Stanger              | 4.3        | 4.4        | 4.4        | 4.6        | 4.7        | 4.7        | 4.5        | 4.7        | 4.7        |            |            |            | 4.6        |
| Ugu              | P Shepstone          | 4.2        | 4.2        | 4.5        | 4.7        | 4.5        | 4.7        | 4.8        | 4.7        | 4.4        | 4.8        | 4.9        | 5.2        | 4.6        |
| uMgungundlovu    | Edendale             | 7.4        | 7.4        | 2.0        | 1.8        | 2.4        | 2.4        | 2.4        | 8.9        | 7.2        | 7.4        | 6.8        | 8.6        | 5.3        |
| Uthukela         | Ladysmith            | 3.3        | 3.6        | 3.2        | 3.2        | 3.6        | 4.4        | 4.4        | 4.2        | 4.2        | 3.9        | 3.5        | 4.0        | 3.8        |
| Uthungulu        | L Umfolozi War Mem H | 5.0        | 5.5        | 5.2        | 5.4        | 6.2        | 6.1        | 5.0        | 5.2        | 5.6        | 5.4        | 5.4        | 7.0        | 5.6        |
|                  | Ngwelezana           | 2.4        | 2.4        | 2.4        | 2.3        | 2.4        | 2.4        | 2.5        | 2.3        | 2.7        | 2.1        | 2.4        | 2.4        | 2.4        |
| <b>Total</b>     |                      | <b>3.2</b> | <b>3.4</b> | <b>3.3</b> | <b>3.3</b> | <b>3.6</b> | <b>3.6</b> | <b>3.4</b> | <b>3.3</b> | <b>3.6</b> | <b>3.2</b> | <b>3.4</b> | <b>3.8</b> | <b>3.4</b> |
| <b>KZN Total</b> |                      | <b>3.7</b> | <b>3.9</b> | <b>3.1</b> | <b>3.1</b> | <b>3.3</b> | <b>3.4</b> | <b>3.2</b> | <b>4.1</b> | <b>3.8</b> | <b>3.8</b> | <b>3.7</b> | <b>4.2</b> | <b>3.6</b> |

Table B10: Regional Hospitals - Average Length of Stay

| District         | Hospital Name        | Apr-04     | May-04     | Jun-04     | Jul-04     | Aug-04     | Sep-04     | Oct-04     | Nov-04     | Dec-04     | Jan-05     | Feb-05     | Mar-05     | Average    |
|------------------|----------------------|------------|------------|------------|------------|------------|------------|------------|------------|------------|------------|------------|------------|------------|
| Amajuba          | Madadeni             | 10.7       | 10.4       | 9.5        | 9.5        | 9.9        | 9.0        | 9.0        | 8.5        | 8.2        | 8.0        | 8.3        | 8.1        | 9.1        |
|                  | Newcastle            | 3.5        | 3.6        | 3.3        | 3.6        | 3.9        | 3.8        | 3.8        | 3.7        | 3.5        | 3.9        | 3.9        | 3.8        | 3.7        |
| <b>Total</b>     |                      | <b>8.4</b> | <b>8.2</b> | <b>7.5</b> | <b>7.7</b> | <b>7.9</b> | <b>7.3</b> | <b>7.4</b> | <b>7.1</b> | <b>6.8</b> | <b>6.8</b> | <b>6.9</b> | <b>6.6</b> | <b>7.4</b> |
| eThekweni        | Addington            | 4.9        | 5.0        | 5.1        | 4.8        | 4.7        | 4.7        | 4.9        | 4.7        | 5.8        | 5.1        | 4.7        | 4.9        | 4.9        |
|                  | M Gandhi             | 4.7        | 4.8        | 4.6        | 4.5        | 5.0        | 4.6        | 5.1        | 4.8        | 5.1        | 5.2        | 5.2        | 5.5        | 4.9        |
|                  | Prince Mshiyeni Hos  | 7.8        | 7.8        | 8.4        | 7.9        | 7.6        | 7.5        | 7.7        | 7.6        | 7.0        | 7.8        | 7.3        | 7.1        | 7.6        |
|                  | RK Khan              | 4.8        | 4.9        | 4.7        | 5.0        | 4.8        | 4.6        | 4.5        | 4.5        | 4.2        | 4.1        | 4.3        | 4.4        | 4.6        |
|                  | St Aidan's           |            |            | 3.7        | 3.6        | 3.5        | 3.3        | 3.9        | 4.8        | 5.8        | 5.9        | 7.2        | 8.3        | 4.7        |
| <b>Total</b>     |                      | <b>5.8</b> | <b>5.9</b> | <b>5.9</b> | <b>5.7</b> | <b>5.6</b> | <b>5.5</b> | <b>5.7</b> | <b>5.6</b> | <b>5.7</b> | <b>5.8</b> | <b>5.6</b> | <b>5.7</b> | <b>5.7</b> |
| iLembe           | Stanger              | 4.2        | 4.6        | 4.7        | 5.2        | 5.1        | 4.7        | 5.0        | 5.0        | 4.7        | 0.7        | 0.7        | 0.7        | 4.8        |
| Ugu              | P Shepstone          | 5.0        | 5.8        | 5.3        | 5.0        | 5.8        | 5.3        | 5.3        | 4.9        | 5.1        | 5.2        | 4.8        | 4.8        | 5.2        |
| uMgungundlovu    | Edendale             | 2.8        | 3.0        | 7.9        | 8.4        | 8.6        | 9.4        | 9.3        | 2.6        | 3.0        | 3.1        | 3.0        | 2.6        | 3.9        |
| Uthukela         | Ladysmith            | 5.0        | 4.9        | 4.9        | 4.5        | 4.3        | 4.6        | 4.4        | 4.5        | 3.5        | 4.8        | 4.5        | 4.6        | 4.5        |
| Uthungulu        | L Umfolozi War Mem H | 4.9        | 4.9        | 4.8        | 4.8        | 4.2        | 3.9        | 4.1        | 4.2        | 4.0        | 4.7        | 4.5        | 4.1        | 4.4        |
|                  | Ngwelezana           | 7.0        | 7.6        | 7.7        | 8.0        | 8.0        | 7.5        | 7.6        | 7.3        | 6.8        | 7.6        | 7.0        | 7.1        | 7.4        |
| <b>Total</b>     |                      | <b>5.9</b> | <b>6.2</b> | <b>6.2</b> | <b>6.3</b> | <b>5.9</b> | <b>5.5</b> | <b>5.7</b> | <b>5.6</b> | <b>5.4</b> | <b>6.0</b> | <b>5.7</b> | <b>5.4</b> | <b>5.8</b> |
| <b>KZN Total</b> |                      | <b>5.1</b> | <b>5.3</b> | <b>6.1</b> | <b>6.1</b> | <b>6.0</b> | <b>5.9</b> | <b>6.1</b> | <b>4.7</b> | <b>4.8</b> | <b>5.1</b> | <b>5.0</b> | <b>4.8</b> | <b>5.4</b> |

Note: \* Madadeni includes TB and Psychiatric Hospitals data  
Shaded areas indicate missing data



Table C1: Central and Tertiary Hospitals - Usable Beds

| 7.5              | Hospital Name | Apr-04       | May-04       | Jun-04       | Jul-04       | Aug-04       | Sep-04       | Oct-04       | Nov-04       | Dec-04       | Jan-05       | Feb-05       | Mar-05       | Average      |
|------------------|---------------|--------------|--------------|--------------|--------------|--------------|--------------|--------------|--------------|--------------|--------------|--------------|--------------|--------------|
| eThekwini        | IALCH         | 910          | 910          | 910          | 910          | 910          | 910          | 910          | 910          | 910          | 910          | 910          | 910          | 910          |
|                  | King Edward 8 | 989          | 1 003        | 1 108        | 1 049        | 1 023        | 974          | 956          | 955          | 959          | 951          | 950          | 951          | 989          |
| <b>Total</b>     |               | <b>1 899</b> | <b>1 913</b> | <b>2 018</b> | <b>1 959</b> | <b>1 933</b> | <b>1 884</b> | <b>1 866</b> | <b>1 865</b> | <b>1 869</b> | <b>1 861</b> | <b>1 860</b> | <b>1 861</b> | <b>1 899</b> |
| uMgungundlovu    | Grey's        | 655          | 579          | 613          | 597          | 590          | 496          | 498          | 492          | 492          | 529          | 492          | 492          | 544          |
| <b>KZN Total</b> |               | <b>2 554</b> | <b>2 492</b> | <b>2 631</b> | <b>2 556</b> | <b>2 523</b> | <b>2 380</b> | <b>2 364</b> | <b>2 357</b> | <b>2 361</b> | <b>2 390</b> | <b>2 352</b> | <b>2 353</b> | <b>2 443</b> |

Table C2: Central and Tertiary Hospitals - Inpatient Days

| District         | Hospital Name | Apr-04        | May-04        | Jun-04        | Jul-04        | Aug-04        | Sep-04        | Oct-04        | Nov-04        | Dec-04        | Jan-05        | Feb-05        | Mar-05        | Grand Total    | Average         |
|------------------|---------------|---------------|---------------|---------------|---------------|---------------|---------------|---------------|---------------|---------------|---------------|---------------|---------------|----------------|-----------------|
| eThekwini        | IALCH         | 15 244        | 16 167        | 16 333        | 16 013        | 15 723        | 15 713        | 16 028        | 17 596        | 15 568        | 15 177        | 13 499        | 12 065        | 185 126        | 15 427.2        |
|                  | King Edward 8 | 20 516        | 22 519        | 20 477        | 20 965        | 21 759        | 20 957        | 21 432        | 21 060        | 18 890        | 18 642        | 17 993        | 19 748        | 244 958        | 20 413.2        |
| <b>Total</b>     |               | <b>35 760</b> | <b>38 686</b> | <b>36 810</b> | <b>36 978</b> | <b>37 482</b> | <b>36 670</b> | <b>37 460</b> | <b>38 656</b> | <b>34 458</b> | <b>33 819</b> | <b>31 492</b> | <b>31 813</b> | <b>430 084</b> | <b>35 840.3</b> |
| uMgungundlovu    | Grey's        | 9 453         | 10 562        | 10 879        | 10 996        | 10 887        | 10 578        | 10 741        | 10 854        | 9 888         | 10 835        | 9 827         | 10 107        | 125 607        | 10 467.3        |
| <b>KZN Total</b> |               | <b>45 213</b> | <b>49 248</b> | <b>47 689</b> | <b>47 974</b> | <b>48 369</b> | <b>47 248</b> | <b>48 201</b> | <b>49 510</b> | <b>44 346</b> | <b>44 654</b> | <b>41 319</b> | <b>41 920</b> | <b>555 691</b> | <b>46 307.6</b> |

Table C3: Central and Tertiary Hospitals - Discharges

| District         | Hospital Name | Apr-04       | May-04       | Jun-04       | Jul-04       | Aug-04       | Sep-04       | Oct-04       | Nov-04       | Dec-04       | Jan-05       | Feb-05       | Mar-05       | Grand Total   | Average        |
|------------------|---------------|--------------|--------------|--------------|--------------|--------------|--------------|--------------|--------------|--------------|--------------|--------------|--------------|---------------|----------------|
| eThekwini        | IALCH         | 1 180        | 1 265        | 1 280        | 1 400        | 1 298        | 1 399        | 1 339        | 1 270        | 1 185        | 1 050        | 998          | 1 025        | 14 689        | 1 224.1        |
|                  | King Edward 8 | 2 479        | 2 442        | 2 385        | 2 407        | 2 389        | 2 465        | 2 542        | 2 462        | 2 599        | 2 424        | 2 269        | 2 670        | 29 533        | 2 461.1        |
| <b>Total</b>     |               | <b>3 659</b> | <b>3 707</b> | <b>3 665</b> | <b>3 807</b> | <b>3 687</b> | <b>3 864</b> | <b>3 881</b> | <b>3 732</b> | <b>3 784</b> | <b>3 474</b> | <b>3 267</b> | <b>3 695</b> | <b>44 222</b> | <b>3 685.2</b> |
| uMgungundlovu    | Grey's        | 1 076        | 1 230        | 980          | 1 041        | 1 176        | 1 138        | 1 118        | 1 068        | 1 055        | 1 015        | 1 008        | 1 001        | 12 906        | 1 075.5        |
| <b>KZN Total</b> |               | <b>4 735</b> | <b>4 937</b> | <b>4 645</b> | <b>4 848</b> | <b>4 863</b> | <b>5 002</b> | <b>4 999</b> | <b>4 800</b> | <b>4 839</b> | <b>4 489</b> | <b>4 275</b> | <b>4 696</b> | <b>57 128</b> | <b>4 760.7</b> |

Table C4: Central and Tertiary Hospitals - Deaths

| District         | Hospital Name | Apr-04     | May-04     | Jun-04     | Jul-04     | Aug-04     | Sep-04     | Oct-04     | Nov-04     | Dec-04     | Jan-05     | Feb-05     | Mar-05     | Grand Total  | Average      |
|------------------|---------------|------------|------------|------------|------------|------------|------------|------------|------------|------------|------------|------------|------------|--------------|--------------|
| eThekwini        | IALCH         | 83         | 90         | 96         | 77         | 110        | 76         | 65         | 75         | 88         | 67         | 57         | 56         | 940          | 78.3         |
|                  | King Edward 8 | 165        | 225        | 202        | 215        | 201        | 193        | 192        | 160        | 171        | 151        | 184        | 174        | 2 233        | 186.1        |
| <b>Total</b>     |               | <b>248</b> | <b>315</b> | <b>298</b> | <b>292</b> | <b>311</b> | <b>269</b> | <b>257</b> | <b>235</b> | <b>259</b> | <b>218</b> | <b>241</b> | <b>230</b> | <b>3 173</b> | <b>264.4</b> |
| uMgungundlovu    | Grey's        | 79         | 71         | 56         | 82         | 65         | 60         | 76         | 68         | 86         | 84         | 67         | 84         | 878          | 73.2         |
| <b>KZN Total</b> |               | <b>327</b> | <b>386</b> | <b>354</b> | <b>374</b> | <b>376</b> | <b>329</b> | <b>333</b> | <b>303</b> | <b>345</b> | <b>302</b> | <b>308</b> | <b>314</b> | <b>4 051</b> | <b>337.6</b> |

Table C5: Central and Tertiary Hospitals - Transfers In

| District         | Hospital Name | Apr-04     | May-04     | Jun-04     | Jul-04       | Aug-04     | Sep-04       | Oct-04     | Nov-04     | Dec-04     | Jan-05     | Feb-05     | Mar-05     | Grand Total   | Average      |
|------------------|---------------|------------|------------|------------|--------------|------------|--------------|------------|------------|------------|------------|------------|------------|---------------|--------------|
| eThekwini        | IALCH         | 158        | 170        | 253        | 232          | 248        | 252          | 247        | 177        | 153        | 168        | 153        | 156        | 2 367         | 197.3        |
|                  | King Edward 8 | 456        | 553        | 414        | 559          | 504        | 620          | 558        | 461        | 404        | 466        | 406        | 516        | 5 917         | 493.1        |
| <b>Total</b>     |               | <b>614</b> | <b>723</b> | <b>667</b> | <b>791</b>   | <b>752</b> | <b>872</b>   | <b>805</b> | <b>638</b> | <b>557</b> | <b>634</b> | <b>559</b> | <b>672</b> | <b>8 284</b>  | <b>690.3</b> |
| uMgungundlovu    | Grey's        | 185        | 229        | 196        | 250          | 197        | 186          | 157        | 175        | 202        | 306        | 224        | 274        | 2 581         | 215.1        |
| <b>KZN Total</b> |               | <b>799</b> | <b>952</b> | <b>863</b> | <b>1 041</b> | <b>949</b> | <b>1 058</b> | <b>962</b> | <b>813</b> | <b>759</b> | <b>940</b> | <b>783</b> | <b>946</b> | <b>10 865</b> | <b>905.4</b> |

Table C6: Central and Tertiary Hospitals - Transfers Out

| District         | Hospital Name | Apr-04     | May-04     | Jun-04     | Jul-04     | Aug-04     | Sep-04     | Oct-04     | Nov-04     | Dec-04     | Jan-05     | Feb-05     | Mar-05     | Grand Total  | Average      |
|------------------|---------------|------------|------------|------------|------------|------------|------------|------------|------------|------------|------------|------------|------------|--------------|--------------|
| eThekwini        | IALCH         | 106        | 135        | 160        | 166        | 175        | 154        | 126        | 129        | 185        | 159        | 140        | 150        | 1 785        | 148.8        |
|                  | King Edward 8 | 399        | 407        | 472        | 512        | 446        | 436        | 393        | 436        | 343        | 328        | 373        | 509        | 5 054        | 421.2        |
| <b>Total</b>     |               | <b>505</b> | <b>542</b> | <b>632</b> | <b>678</b> | <b>621</b> | <b>590</b> | <b>519</b> | <b>565</b> | <b>528</b> | <b>487</b> | <b>513</b> | <b>659</b> | <b>6 839</b> | <b>569.9</b> |
| uMgungundlovu    | Grey's        | 80         | 88         | 82         | 96         | 118        | 113        | 92         | 113        | 132        | 165        | 135        | 158        | 1 372        | 114.3        |
| <b>KZN Total</b> |               | <b>585</b> | <b>630</b> | <b>714</b> | <b>774</b> | <b>739</b> | <b>703</b> | <b>611</b> | <b>678</b> | <b>660</b> | <b>652</b> | <b>648</b> | <b>817</b> | <b>8 211</b> | <b>684.3</b> |

Table C7: Central and Tertiary Hospitals - Day Patient

| District         | Hospital Name | Apr-04    | May-04    | Jun-04    | Jul-04    | Aug-04    | Sep-04    | Oct-04    | Nov-04    | Dec-04    | Jan-05     | Feb-05    | Mar-05     | Grand Total | Average     |
|------------------|---------------|-----------|-----------|-----------|-----------|-----------|-----------|-----------|-----------|-----------|------------|-----------|------------|-------------|-------------|
| eThekwini        | IALCH         | 43        | 48        | 46        | 41        | 64        | 60        | 52        | 52        | 30        | 53         | 59        | 58         | 606         | 50.5        |
|                  | King Edward 8 | 2         | 0         | 8         | 0         | 0         | 0         | 1         | 3         | 0         | 0          | 2         | 22         | 38          | 3.2         |
| <b>Total</b>     |               | <b>45</b> | <b>48</b> | <b>54</b> | <b>41</b> | <b>64</b> | <b>60</b> | <b>53</b> | <b>55</b> | <b>30</b> | <b>53</b>  | <b>61</b> | <b>80</b>  | <b>644</b>  | <b>53.7</b> |
| uMgungundlovu    | Grey's        | 29        | 45        | 24        | 20        | 34        | 33        | 18        | 28        | 13        | 49         | 22        | 25         | 340         | 28.3        |
| <b>KZN Total</b> |               | <b>74</b> | <b>93</b> | <b>78</b> | <b>61</b> | <b>98</b> | <b>93</b> | <b>71</b> | <b>83</b> | <b>43</b> | <b>102</b> | <b>83</b> | <b>105</b> | <b>984</b>  | <b>82.0</b> |

Table C8: Central and Tertiary Hospitals - Bed Occupancy Rate

| District         | Hospital Name | Apr-04      | May-04      | Jun-04      | Jul-04      | Aug-04      | Sep-04      | Oct-04      | Nov-04      | Dec-04      | Jan-05      | Feb-05      | Mar-05      | Average     |
|------------------|---------------|-------------|-------------|-------------|-------------|-------------|-------------|-------------|-------------|-------------|-------------|-------------|-------------|-------------|
| eThekwini        | IALCH         | 56.5        | 59.9        | 60.8        | 59.6        | 58.6        | 58.6        | 59.7        | 65.2        | 57.6        | 56.3        | 50.1        | 44.9        | 56.5        |
|                  | King Edward 8 | 70.7        | 76.7        | 62.9        | 68.4        | 72.5        | 73.8        | 76.7        | 75.1        | 67.1        | 67.0        | 64.6        | 71.1        | 69.5        |
| <b>Total</b>     |               | <b>63.9</b> | <b>68.7</b> | <b>61.9</b> | <b>64.3</b> | <b>66.0</b> | <b>66.5</b> | <b>68.4</b> | <b>70.3</b> | <b>62.5</b> | <b>61.8</b> | <b>57.5</b> | <b>58.3</b> | <b>63.3</b> |
| uMgungundlovu    | Grey's        | 49.1        | 62.3        | 60.3        | 62.8        | 62.7        | 72.4        | 73.0        | 74.8        | 68.4        | 70.4        | 68.2        | 70.4        | 64.7        |
| <b>KZN Total</b> |               | <b>60.1</b> | <b>67.2</b> | <b>61.6</b> | <b>64.0</b> | <b>65.2</b> | <b>67.7</b> | <b>69.4</b> | <b>71.2</b> | <b>63.7</b> | <b>63.7</b> | <b>59.7</b> | <b>60.8</b> | <b>63.6</b> |

Table C9: Central and Tertiary Hospitals - Bed Turnover Rate

| District         | Hospital Name | Apr-04     | May-04     | Jun-04     | Jul-04     | Aug-04     | Sep-04     | Oct-04     | Nov-04     | Dec-04     | Jan-05     | Feb-05     | Mar-05     | Average    |
|------------------|---------------|------------|------------|------------|------------|------------|------------|------------|------------|------------|------------|------------|------------|------------|
| eThekwini        | IALCH         | 1.5        | 1.6        | 1.7        | 1.8        | 1.7        | 1.8        | 1.7        | 1.6        | 1.6        | 1.4        | 1.3        | 1.4        | 1.6        |
|                  | King Edward 8 | 3.1        | 3.1        | 2.8        | 3.0        | 3.0        | 3.2        | 3.3        | 3.2        | 3.2        | 3.1        | 3.0        | 3.5        | 3.1        |
| <b>Total</b>     |               | <b>2.3</b> | <b>2.4</b> | <b>2.3</b> | <b>2.4</b> | <b>2.4</b> | <b>2.5</b> | <b>2.5</b> | <b>2.4</b> | <b>2.4</b> | <b>2.2</b> | <b>2.2</b> | <b>2.5</b> | <b>2.4</b> |
| uMgungundlovu    | Grey's        | 1.9        | 2.4        | 1.8        | 2.0        | 2.3        | 2.6        | 2.6        | 2.5        | 2.6        | 2.4        | 2.5        | 2.5        | 2.3        |
| <b>KZN Total</b> |               | <b>2.2</b> | <b>2.4</b> | <b>2.2</b> | <b>2.3</b> | <b>2.4</b> | <b>2.5</b> | <b>2.5</b> | <b>2.5</b> | <b>2.5</b> | <b>2.3</b> | <b>2.2</b> | <b>2.5</b> | <b>2.4</b> |

Table C10: Central and Tertiary Hospitals - Average Length of Stay

| District         | Hospital Name | Apr-04     | May-04     | Jun-04     | Jul-04     | Aug-04     | Sep-04     | Oct-04     | Nov-04     | Dec-04     | Jan-05     | Feb-05     | Mar-05     | Average    |
|------------------|---------------|------------|------------|------------|------------|------------|------------|------------|------------|------------|------------|------------|------------|------------|
| eThekwini        | IALCH         | 11.3       | 11.0       | 10.8       | 9.9        | 10.1       | 9.8        | 10.7       | 12.1       | 10.8       | 12.0       | 11.4       | 10.0       | 10.8       |
|                  | King Edward 8 | 6.9        | 7.5        | 6.8        | 6.9        | 7.3        | 7.0        | 7.0        | 7.0        | 6.2        | 6.6        | 6.5        | 6.0        | 6.8        |
| <b>Total</b>     |               | <b>8.2</b> | <b>8.6</b> | <b>8.2</b> | <b>7.9</b> | <b>8.3</b> | <b>8.0</b> | <b>8.2</b> | <b>8.7</b> | <b>7.7</b> | <b>8.3</b> | <b>8.0</b> | <b>7.1</b> | <b>8.1</b> |
| uMgungundlovu    | Grey's        | 7.8        | 7.8        | 9.9        | 9.2        | 8.2        | 8.2        | 8.5        | 8.8        | 7.9        | 8.8        | 8.3        | 8.4        | 8.5        |
| <b>KZN Total</b> |               | <b>8.2</b> | <b>8.4</b> | <b>8.5</b> | <b>8.2</b> | <b>8.3</b> | <b>8.0</b> | <b>8.3</b> | <b>8.7</b> | <b>7.7</b> | <b>8.4</b> | <b>8.1</b> | <b>7.4</b> | <b>8.2</b> |

Table D1: Specialised Hospitals: TB - Usable Beds

| District         | Name of Hospital | Apr-04       | May-04       | Jun-04       | Jul-04       | Aug-04       | Sep-04       | Oct-04       | Nov-04       | Dec-04       | Jan-05       | Feb-05       | Mar-05       | Average      |
|------------------|------------------|--------------|--------------|--------------|--------------|--------------|--------------|--------------|--------------|--------------|--------------|--------------|--------------|--------------|
| Amajuba          | Madadeni         | 90           | 81           | 80           | 80           | 80           | 80           | 81           | 80           | 80           | 80           | 88           | 80           | 82           |
| <b>Total</b>     |                  | <b>90</b>    | <b>81</b>    | <b>80</b>    | <b>80</b>    | <b>80</b>    | <b>80</b>    | <b>81</b>    | <b>80</b>    | <b>80</b>    | <b>80</b>    | <b>88</b>    | <b>80</b>    | <b>82</b>    |
| eThekweni        | C James SANTA    | 180          | 180          | 180          | 180          | 180          | 180          | 180          | 180          | 180          | 180          | 180          | 180          | 180          |
|                  | D McKenzie SANTA | 192          | 192          | 192          | 192          | 197          | 177          | 190          | 200          | 200          | 200          | 200          | 199          | 194          |
|                  | FOSA TB          | 136          | 136          | 149          | 149          | 136          | 134          | 136          | 137          | 135          | 136          | 135          | 137          | 138          |
|                  | King George V    | 450          | 245          | 247          | 248          | 248          | 248          | 228          | 228          | 234          | 234          | 237          | 215          | 255          |
| <b>Total</b>     |                  | <b>958</b>   | <b>753</b>   | <b>768</b>   | <b>769</b>   | <b>761</b>   | <b>739</b>   | <b>734</b>   | <b>745</b>   | <b>749</b>   | <b>750</b>   | <b>752</b>   | <b>731</b>   | <b>767</b>   |
| Sisonke          | Khotsong SANTA   | 238          | 230          | 230          | 230          | 230          | 200          | 430          | 230          | 230          |              |              |              | 250          |
| Ugu              | D Farrell SANTA  | 180          | 180          | 150          | 180          | 180          | 180          | 180          | 180          | 180          | 180          | 180          | 180          | 178          |
| uMgungundlovu    | D Goodwin SANTA  | 117          | 117          | 117          | 117          | 117          | 117          | 108          | 117          | 117          | 118          | 117          | 119          | 117          |
|                  | Richmond Chest   | 585          | 585          | 585          | 585          | 585          | 585          | 585          | 676          | 585          | 676          | 676          | 585          | 608          |
| <b>Total</b>     |                  | <b>702</b>   | <b>702</b>   | <b>702</b>   | <b>702</b>   | <b>702</b>   | <b>702</b>   | <b>693</b>   | <b>793</b>   | <b>702</b>   | <b>794</b>   | <b>793</b>   | <b>704</b>   | <b>724</b>   |
| Zululand         | Mountain View    | 99           | 102          | 103          | 105          | 102          | 102          | 102          | 103          | 102          | 102          | 105          | 94           | 102          |
|                  | Siloah Lutheran  | 71           | 71           | 4 034        | 4 133        | 4 419        | 4 065        | 147          | 147          | 3 755        | 147          | 147          | 147          | 1 774        |
|                  | St Francis       | 71           | 99           | 111          | 99           | 99           | 99           | 99           | 99           | 71           | 99           | 99           | 71           | 93           |
|                  | Thulasizwe       | 105          | 106          | 106          | 105          | 52           | 53           | 106          | 53           | 53           | 106          | 106          | 106          | 88           |
| <b>Total</b>     |                  | <b>346</b>   | <b>378</b>   | <b>4 354</b> | <b>4 442</b> | <b>4 672</b> | <b>4 319</b> | <b>454</b>   | <b>402</b>   | <b>3 981</b> | <b>454</b>   | <b>457</b>   | <b>418</b>   | <b>2 056</b> |
| <b>KZN Total</b> |                  | <b>2 514</b> | <b>2 324</b> | <b>6 284</b> | <b>6 403</b> | <b>6 625</b> | <b>6 220</b> | <b>2 572</b> | <b>2 430</b> | <b>5 922</b> | <b>2 258</b> | <b>2 270</b> | <b>2 113</b> | <b>3 995</b> |

Table D2: Specialised Hospitals: TB - Inpatient Days

| District         | Name of Hospital | Apr-04        | May-04        | Jun-04        | Jul-04        | Aug-04        | Sep-04        | Oct-04        | Nov-04        | Dec-04        | Jan-05        | Feb-05        | Mar-05        | Grand Total    | Average        |
|------------------|------------------|---------------|---------------|---------------|---------------|---------------|---------------|---------------|---------------|---------------|---------------|---------------|---------------|----------------|----------------|
| Amajuba          | Madadeni         | 865           | 858           | 686           | 597           | 642           | 601           | 540           | 516           | 532           | 476           | 616           | 573           | 7 502          | 625.2          |
| <b>Total</b>     |                  | <b>865</b>    | <b>858</b>    | <b>686</b>    | <b>597</b>    | <b>642</b>    | <b>601</b>    | <b>540</b>    | <b>516</b>    | <b>532</b>    | <b>476</b>    | <b>616</b>    | <b>573</b>    | <b>7 502</b>   | <b>625.2</b>   |
| eThekweni        | C James SANTA    | 3 900         | 3 784         | 4 074         | 4 312         | 3 854         | 3 983         | 4 418         | 4 312         | 3 727         | 4 521         | 3 938         | 3 767         | 48 590         | 4049.2         |
|                  | D McKenzie SANTA | 2 863         | 3 392         | 3 278         | 3 129         | 3 152         | 3 153         | 3 731         | 3 997         | 3 401         | 4 016         | 4 096         | 3 688         | 41 896         | 3491.3         |
|                  | FOSA TB          | 2 589         | 2 869         | 5 112         | 5 010         | 5 714         | 5 338         | 5 636         | 5 074         | 2 930         | 3 876         | 3 278         | 4 468         | 51 894         | 4324.5         |
|                  | King George V    | 4 501         | 5 484         | 5 474         | 5 611         | 5 357         | 5 283         | 5 596         | 5 572         | 4 478         | 5 395         | 4 892         | 5 151         | 62 794         | 5232.8         |
| <b>Total</b>     |                  | <b>13 853</b> | <b>15 529</b> | <b>17 938</b> | <b>18 062</b> | <b>18 077</b> | <b>17 757</b> | <b>19 381</b> | <b>18 955</b> | <b>14 536</b> | <b>17 808</b> | <b>16 204</b> | <b>17 074</b> | <b>205 174</b> | <b>17097.8</b> |
| Sisonke          | Khotsong SANTA   | 4 553         | 4 553         | 5 274         | 6 401         | 7 099         | 5 636         | 9 692         | 7 442         | 4 167         |               |               |               | 54 817         | 6090.8         |
| Ugu              | D Farrell SANTA  | 4 988         | 5 107         | 4 821         | 5 121         | 5 151         | 4 822         | 4 612         | 4 655         | 5 040         | 4 925         | 4 397         | 5 198         | 58 837         | 4903.1         |
| uMgungundlovu    | D Goodwin SANTA  | 2 164         | 2 238         | 2 209         | 2 294         | 2 450         | 2 340         | 2 290         | 2 252         | 1 520         | 1 907         | 2 135         | 2 263         | 26 062         | 2171.8         |
|                  | Richmond Chest   | 11 082        | 10 514        | 10 039        | 10 602        | 11 194        | 11 392        | 13 165        | 12 928        | 13 404        | 12 714        | 9 978         | 9 425         | 136 437        | 11369.8        |
| <b>Total</b>     |                  | <b>13 246</b> | <b>12 752</b> | <b>12 248</b> | <b>12 896</b> | <b>13 644</b> | <b>13 732</b> | <b>15 455</b> | <b>15 180</b> | <b>14 924</b> | <b>14 621</b> | <b>12 113</b> | <b>11 688</b> | <b>162 499</b> | <b>13541.6</b> |
| Zululand         | Mountain View    | 1 755         | 2 238         | 2 175         | 2 373         | 1 862         | 2 114         | 2 253         | 2 103         | 2 025         | 2 073         | 1 833         | 1 730         | 24 534         | 2044.5         |
|                  | Siloah Lutheran  | 4 422         | 3 371         | 4 252         | 6 164         | 8 114         | 7 699         | 8 519         | 8 927         | 9 172         | 5 270         | 3 726         | 2 336         | 71 972         | 5997.7         |
|                  | St Francis       | 1 558         | 1 674         | 1 627         | 1 621         | 1 562         | 1 658         | 1 461         | 1 556         | 1 565         | 1 762         | 1 657         | 1 751         | 19 452         | 1621.0         |
|                  | Thulasizwe       | 753           | 1 130         | 866           | 902           | 1 078         | 1 033         | 1 288         | 1 431         | 1 226         | 1 059         | 852           | 743           | 12 361         | 1030.1         |
| <b>Total</b>     |                  | <b>8 488</b>  | <b>8 413</b>  | <b>8 920</b>  | <b>11 060</b> | <b>12 616</b> | <b>12 504</b> | <b>13 521</b> | <b>14 017</b> | <b>13 988</b> | <b>10 164</b> | <b>8 068</b>  | <b>6 560</b>  | <b>128 319</b> | <b>10693.3</b> |
| <b>KZN Total</b> |                  | <b>45 993</b> | <b>47 212</b> | <b>49 887</b> | <b>54 137</b> | <b>57 229</b> | <b>55 052</b> | <b>63 201</b> | <b>60 765</b> | <b>53 187</b> | <b>47 994</b> | <b>41 398</b> | <b>41 093</b> | <b>617 148</b> | <b>51429.0</b> |

Note: Shaded areas indicate missing data

Table D3: Specialised Hospitals: TB - Discharges

| District         | Name of Hospital | Apr-04     | May-04     | Jun-04     | Jul-04     | Aug-04     | Sep-04     | Oct-04     | Nov-04     | Dec-04     | Jan-05     | Feb-05     | Mar-05     | Grand Total  | Average      |
|------------------|------------------|------------|------------|------------|------------|------------|------------|------------|------------|------------|------------|------------|------------|--------------|--------------|
| Amajuba          | Madadeni         | 25         | 24         | 26         | 24         | 22         | 24         | 12         | 23         | 37         | 25         | 33         | 16         | 291          | 24.3         |
| <b>Total</b>     |                  | <b>25</b>  | <b>24</b>  | <b>26</b>  | <b>24</b>  | <b>22</b>  | <b>24</b>  | <b>12</b>  | <b>23</b>  | <b>37</b>  | <b>25</b>  | <b>33</b>  | <b>16</b>  | <b>291</b>   | <b>24.3</b>  |
| eThekwini        | C James SANTA    | 34         | 28         | 22         | 35         | 50         | 37         | 34         | 46         | 12         | 65         | 25         | 44         | 432          | 36.0         |
|                  | D McKenzie SANTA | 18         | 19         | 27         | 31         | 27         | 21         | 15         | 15         | 19         | 42         | 30         | 53         | 317          | 26.4         |
|                  | FOSA TB          | 25         | 37         | 66         | 60         | 38         | 116        | 72         | 76         | 28         | 82         | 64         | 24         | 688          | 57.3         |
|                  | King George V    | 70         | 50         | 49         | 74         | 68         | 48         | 51         | 53         | 76         | 86         | 55         | 46         | 726          | 60.5         |
| <b>Total</b>     |                  | <b>147</b> | <b>134</b> | <b>164</b> | <b>200</b> | <b>183</b> | <b>222</b> | <b>172</b> | <b>190</b> | <b>135</b> | <b>275</b> | <b>174</b> | <b>167</b> | <b>2 163</b> | <b>180.3</b> |
| Sisonke          | Khotsong SANTA   | 36         | 54         | 57         | 64         | 41         | 64         | 100        | 68         | 76         |            |            |            | 560          | 62.2         |
| Ugu              | D Farrell SANTA  | 53         | 43         | 39         | 31         | 42         | 68         | 23         | 54         | 38         | 0          | 54         | 34         | 479          | 39.9         |
| uMgungundlovu    | D Goodwin SANTA  | 0          | 2          | 0          | 0          | 0          | 0          | 0          | 0          | 0          | 0          | 0          | 0          | 2            | 0.2          |
|                  | Richmond Chest   | 102        | 123        | 121        | 105        | 77         | 82         | 106        | 126        | 103        | 121        | 110        | 100        | 1 276        | 106.3        |
| <b>Total</b>     |                  | <b>102</b> | <b>125</b> | <b>121</b> | <b>105</b> | <b>77</b>  | <b>82</b>  | <b>106</b> | <b>126</b> | <b>103</b> | <b>121</b> | <b>110</b> | <b>100</b> | <b>1 278</b> | <b>106.5</b> |
| Zululand         | Mountain View    | 21         | 28         | 19         | 27         | 37         | 26         | 36         | 19         | 23         | 18         | 23         | 26         | 303          | 25.3         |
|                  | Siloah Lutheran  | 71         | 140        | 47         | 42         | 37         | 64         | 41         | 19         | 22         | 38         | 38         | 54         | 613          | 51.1         |
|                  | St Francis       | 66         | 79         | 72         | 80         | 70         | 94         | 88         | 95         | 76         | 78         | 93         | 84         | 975          | 81.3         |
|                  | Thulasizwe       | 43         | 44         | 44         | 24         | 28         | 33         | 37         | 44         | 46         | 35         | 33         | 43         | 454          | 37.8         |
| <b>Total</b>     |                  | <b>201</b> | <b>291</b> | <b>182</b> | <b>173</b> | <b>172</b> | <b>217</b> | <b>202</b> | <b>177</b> | <b>167</b> | <b>169</b> | <b>187</b> | <b>207</b> | <b>2 345</b> | <b>195.4</b> |
| <b>KZN Total</b> |                  | <b>564</b> | <b>671</b> | <b>589</b> | <b>597</b> | <b>537</b> | <b>677</b> | <b>615</b> | <b>638</b> | <b>556</b> | <b>590</b> | <b>558</b> | <b>524</b> | <b>7 116</b> | <b>593.0</b> |

Table D4: Specialised Hospitals: TB - Deaths

| District         | Name of Hospital | Apr-04     | May-04     | Jun-04     | Jul-04     | Aug-04     | Sep-04     | Oct-04     | Nov-04     | Dec-04     | Jan-05     | Feb-05     | Mar-05     | Grand Total  | Average      |
|------------------|------------------|------------|------------|------------|------------|------------|------------|------------|------------|------------|------------|------------|------------|--------------|--------------|
| Amajuba          | Madadeni         | 11         | 9          | 13         | 10         | 9          | 24         | 10         | 22         | 14         | 24         | 5          | 12         | 163          | 13.6         |
| <b>Total</b>     |                  | <b>11</b>  | <b>9</b>   | <b>13</b>  | <b>10</b>  | <b>9</b>   | <b>24</b>  | <b>10</b>  | <b>22</b>  | <b>14</b>  | <b>24</b>  | <b>5</b>   | <b>12</b>  | <b>163</b>   | <b>13.6</b>  |
| eThekwini        | C James SANTA    | 17         | 10         | 10         | 10         | 9          | 7          | 7          | 15         | 12         | 7          | 8          | 11         | 123          | 10.3         |
|                  | D McKenzie SANTA | 15         | 23         | 21         | 18         | 16         | 13         | 23         | 24         | 23         | 22         | 25         | 25         | 248          | 20.7         |
|                  | FOSA TB          | 4          | 5          | 6          | 6          | 4          | 10         | 18         | 4          | 6          | 8          | 12         | 8          | 91           | 7.6          |
|                  | King George V    | 15         | 12         | 9          | 12         | 8          | 11         | 11         | 5          | 9          | 8          | 6          | 7          | 113          | 9.4          |
| <b>Total</b>     |                  | <b>51</b>  | <b>50</b>  | <b>46</b>  | <b>46</b>  | <b>37</b>  | <b>41</b>  | <b>59</b>  | <b>48</b>  | <b>50</b>  | <b>45</b>  | <b>51</b>  | <b>51</b>  | <b>575</b>   | <b>47.9</b>  |
| Sisonke          | Khotsong SANTA   | 5          | 17         | 11         | 13         | 14         | 22         | 25         | 11         | 13         |            |            |            | 131          | 14.6         |
| Ugu              | D Farrell SANTA  | 9          | 8          | 12         | 16         | 15         | 23         | 10         | 11         | 7          | 10         | 6          | 5          | 132          | 11.0         |
| uMgungundlovu    | D Goodwin SANTA  | 0          | 7          | 3          | 8          | 11         | 11         | 11         | 8          | 8          | 11         | 11         | 3          | 92           | 7.7          |
|                  | Richmond Chest   | 60         | 55         | 44         | 65         | 68         | 74         | 60         | 65         | 64         | 64         | 48         | 43         | 710          | 59.2         |
| <b>Total</b>     |                  | <b>60</b>  | <b>62</b>  | <b>47</b>  | <b>73</b>  | <b>79</b>  | <b>85</b>  | <b>71</b>  | <b>73</b>  | <b>72</b>  | <b>75</b>  | <b>59</b>  | <b>46</b>  | <b>802</b>   | <b>66.8</b>  |
| Zululand         | Mountain View    | 9          | 18         | 15         | 18         | 22         | 8          | 14         | 13         | 8          | 9          | 12         | 13         | 159          | 13.3         |
|                  | Siloah Lutheran  | 20         | 18         | 28         | 28         | 14         | 7          | 18         | 16         | 12         | 7          | 18         | 12         | 198          | 16.5         |
|                  | St Francis       | 13         | 20         | 15         | 14         | 23         | 13         | 13         | 23         | 20         | 21         | 20         | 26         | 221          | 18.4         |
|                  | Thulasizwe       | 9          | 7          | 9          | 6          | 5          | 7          | 4          | 11         | 4          | 4          | 5          | 9          | 80           | 6.7          |
| <b>Total</b>     |                  | <b>51</b>  | <b>63</b>  | <b>67</b>  | <b>66</b>  | <b>64</b>  | <b>35</b>  | <b>49</b>  | <b>63</b>  | <b>44</b>  | <b>41</b>  | <b>55</b>  | <b>60</b>  | <b>658</b>   | <b>54.8</b>  |
| <b>KZN Total</b> |                  | <b>187</b> | <b>209</b> | <b>196</b> | <b>224</b> | <b>218</b> | <b>230</b> | <b>224</b> | <b>228</b> | <b>200</b> | <b>195</b> | <b>176</b> | <b>174</b> | <b>2 461</b> | <b>205.1</b> |

Note: Shaded areas indicate missing data

Table D5: Specialised Hospitals: TB - Transfers In

| District         | Name of Hospital | Apr-04     | May-04     | Jun-04     | Jul-04     | Aug-04     | Sep-04     | Oct-04     | Nov-04     | Dec-04     | Jan-05     | Feb-05     | Mar-05     | Grand Total  | Average      |
|------------------|------------------|------------|------------|------------|------------|------------|------------|------------|------------|------------|------------|------------|------------|--------------|--------------|
| Amajuba          | Madadeni         | 0          | 2          | 2          | 2          | 9          | 3          | 0          | 0          | 5          | 4          | 0          | 0          | 27           | 2.3          |
| <b>Total</b>     |                  | <b>0</b>   | <b>2</b>   | <b>2</b>   | <b>2</b>   | <b>9</b>   | <b>3</b>   | <b>0</b>   | <b>0</b>   | <b>5</b>   | <b>4</b>   | <b>0</b>   | <b>0</b>   | <b>27</b>    | <b>2.3</b>   |
| eThekweni        | C James SANTA    | 3          | 10         | 10         | 7          | 10         | 13         | 5          | 5          | 5          | 9          | 5          | 2          | 84           | 7.0          |
|                  | D McKenzie SANTA | 2          | 1          | 2          | 6          | 3          | 5          | 5          | 3          | 8          | 4          | 1          | 2          | 42           | 3.5          |
|                  | FOSA TB          | 42         | 14         | 0          | 2          | 4          | 6          | 12         | 4          | 6          | 6          | 12         | 10         | 118          | 9.8          |
|                  | King George V    | 11         | 27         | 23         | 42         | 40         | 36         | 20         | 31         | 19         | 32         | 32         | 41         | 354          | 29.5         |
| <b>Total</b>     |                  | <b>58</b>  | <b>52</b>  | <b>35</b>  | <b>57</b>  | <b>57</b>  | <b>60</b>  | <b>42</b>  | <b>43</b>  | <b>38</b>  | <b>51</b>  | <b>50</b>  | <b>55</b>  | <b>598</b>   | <b>49.8</b>  |
| Sisonke          | Khotsong SANTA   |            |            |            |            |            |            |            |            |            |            |            |            |              |              |
| Ugu              | D Farrell SANTA  | 74         | 58         | 55         | 52         | 88         | 47         | 56         | 73         | 44         | 51         | 65         | 65         | 728          | 60.7         |
| uMgungundlovu    | D Goodwin SANTA  | 49         | 48         | 42         | 48         | 57         | 42         | 57         | 37         | 33         | 46         | 63         | 59         | 581          | 48.4         |
|                  | Richmond Chest   | 140        | 111        | 134        | 157        | 162        | 201        | 162        | 175        | 209        | 130        | 105        | 92         | 1778         | 148.2        |
| <b>Total</b>     |                  | <b>189</b> | <b>159</b> | <b>176</b> | <b>205</b> | <b>219</b> | <b>243</b> | <b>219</b> | <b>212</b> | <b>242</b> | <b>176</b> | <b>168</b> | <b>151</b> | <b>2 359</b> | <b>196.6</b> |
| Zululand         | Mountain View    | 17         | 23         | 36         | 31         | 24         | 37         | 22         | 26         | 24         | 10         | 12         | 16         | 278          | 23.2         |
|                  | Siloah Lutheran  | 8          | 9          | 19         | 31         | 0          | 13         | 17         | 16         | 3          | 12         | 8          | 8          | 144          | 12.0         |
|                  | St Francis       | 4          | 8          | 9          | 4          | 4          | 4          | 2          | 3          | 7          | 1          | 2          | 3          | 51           | 4.3          |
|                  | Thulasizwe       | 38         | 18         | 14         | 16         | 0          | 9          | 25         | 33         | 21         | 1          | 0          | 5          | 180          | 15.0         |
| <b>Total</b>     |                  | <b>67</b>  | <b>58</b>  | <b>78</b>  | <b>82</b>  | <b>28</b>  | <b>63</b>  | <b>66</b>  | <b>78</b>  | <b>55</b>  | <b>24</b>  | <b>22</b>  | <b>32</b>  | <b>653</b>   | <b>54.4</b>  |
| <b>KZN Total</b> |                  | <b>388</b> | <b>329</b> | <b>346</b> | <b>398</b> | <b>401</b> | <b>416</b> | <b>383</b> | <b>406</b> | <b>384</b> | <b>306</b> | <b>305</b> | <b>303</b> | <b>4 365</b> | <b>363.8</b> |

Table D6: Specialised Hospitals: TB - Transfers Out

| District         | Name of Hospital | Apr-04    | May-04    | Jun-04    | Jul-04     | Aug-04     | Sep-04     | Oct-04     | Nov-04     | Dec-04    | Jan-05     | Feb-05     | Mar-05     | Grand Total | Average      |
|------------------|------------------|-----------|-----------|-----------|------------|------------|------------|------------|------------|-----------|------------|------------|------------|-------------|--------------|
| Amajuba          | Madadeni         | 1         | 0         | 1         | 2          | 4          | 2          | 1          | 1          | 0         | 0          | 0          | 1          | 13          | 1.1          |
| <b>Total</b>     |                  | <b>1</b>  | <b>0</b>  | <b>1</b>  | <b>2</b>   | <b>4</b>   | <b>2</b>   | <b>1</b>   | <b>1</b>   | <b>0</b>  | <b>0</b>   | <b>0</b>   | <b>1</b>   | <b>13</b>   | <b>1.1</b>   |
| eThekweni        | C James SANTA    | 2         | 4         | 3         | 3          | 3          | 4          | 2          | 4          | 4         | 5          | 4          | 0          | 38          | 3.2          |
|                  | D McKenzie SANTA | 3         | 1         | 1         | 3          | 3          | 12         | 4          | 3          | 9         | 3          | 4          | 6          | 52          | 4.3          |
|                  | FOSA TB          | 4         | 5         | 2         | 8          | 22         | 2          | 12         | 16         | 2         | 4          | 14         | 4          | 95          | 7.9          |
|                  | King George V    | 17        | 5         | 13        | 10         | 9          | 17         | 10         | 14         | 3         | 40         | 19         | 29         | 186         | 15.5         |
| <b>Total</b>     |                  | <b>26</b> | <b>15</b> | <b>19</b> | <b>24</b>  | <b>37</b>  | <b>35</b>  | <b>28</b>  | <b>37</b>  | <b>18</b> | <b>52</b>  | <b>41</b>  | <b>39</b>  | <b>371</b>  | <b>30.9</b>  |
| Sisonke          | Khotsong SANTA   | 0         | 2         | 0         | 1          | 0          | 0          | 2          | 0          | 1         |            |            |            | 6           | 0.7          |
| Ugu              | D Farrell SANTA  | 1         | 6         | 6         | 3          | 6          | 6          | 7          | 2          | 2         | 41         | 6          | 5          | 91          | 7.6          |
| uMgungundlovu    | D Goodwin SANTA  | 37        | 28        | 31        | 64         | 27         | 43         | 49         | 33         | 37        | 39         | 27         | 26         | 441         | 36.8         |
|                  | Richmond Chest   | 1         | 4         | 1         | 3          | 4          | 9          | 8          | 3          | 2         | 2          | 8          | 7          | 52          | 4.3          |
| <b>Total</b>     |                  | <b>38</b> | <b>32</b> | <b>32</b> | <b>67</b>  | <b>31</b>  | <b>52</b>  | <b>57</b>  | <b>36</b>  | <b>39</b> | <b>41</b>  | <b>35</b>  | <b>33</b>  | <b>493</b>  | <b>41.1</b>  |
| Zululand         | Mountain View    | 3         | 2         | 1         | 8          | 3          | 5          | 8          | 6          | 2         | 8          | 2          | 1          | 49          | 4.1          |
|                  | Siloah Lutheran  | 0         | 0         | 0         | 1          | 1          | 1          | 4          | 0          | 1         | 0          | 0          | 9          | 17          | 1.4          |
|                  | St Francis       | 18        | 30        | 25        | 22         | 19         | 43         | 28         | 28         | 23        | 23         | 15         | 37         | 311         | 25.9         |
|                  | Thulasizwe       | 4         | 5         | 0         | 2          | 1          | 3          | 1          | 0          | 1         | 3          | 6          | 4          | 30          | 2.5          |
| <b>Total</b>     |                  | <b>25</b> | <b>37</b> | <b>26</b> | <b>33</b>  | <b>24</b>  | <b>52</b>  | <b>41</b>  | <b>34</b>  | <b>27</b> | <b>34</b>  | <b>23</b>  | <b>51</b>  | <b>407</b>  | <b>33.9</b>  |
| <b>KZN Total</b> |                  | <b>91</b> | <b>92</b> | <b>84</b> | <b>130</b> | <b>102</b> | <b>147</b> | <b>136</b> | <b>110</b> | <b>87</b> | <b>168</b> | <b>105</b> | <b>129</b> | <b>1381</b> | <b>115.1</b> |

Note: Shaded areas indicate missing data

Table D7: Specialised Hospitals: TB - Day Patient

| District         | Name of Hospital | Apr-04   | May-04   | Jun-04   | Jul-04   | Aug-04   | Sep-04   | Oct-04   | Nov-04   | Dec-04   | Jan-05   | Feb-05   | Mar-05    | Grand Total |
|------------------|------------------|----------|----------|----------|----------|----------|----------|----------|----------|----------|----------|----------|-----------|-------------|
| Amajuba          | Madadeni         | 0        | 0        | 0        | 0        | 0        | 0        | 1        | 0        | 0        | 0        | 0        | 0         | 1           |
| <b>Total</b>     |                  | <b>0</b> | <b>0</b> | <b>0</b> | <b>0</b> | <b>0</b> | <b>0</b> | <b>1</b> | <b>0</b> | <b>0</b> | <b>0</b> | <b>0</b> | <b>0</b>  | <b>1</b>    |
| eThekwini        | Clairwood        | 0        | 0        | 0        | 0        | 0        | 0        | 0        | 0        | 1        | 0        | 0        | 0         | 1           |
|                  | D McKenzie SANTA |          |          |          |          |          |          |          |          |          |          |          |           |             |
|                  | FOSA TB          |          |          |          |          |          |          |          |          |          |          |          |           |             |
|                  | King George V    | 0        | 0        | 0        | 0        | 0        | 0        | 0        | 0        | 0        | 0        | 0        | 0         | 0           |
| <b>Total</b>     |                  | <b>0</b> | <b>0</b> | <b>0</b> | <b>0</b> | <b>0</b> | <b>0</b> | <b>0</b> | <b>0</b> | <b>1</b> | <b>0</b> | <b>0</b> | <b>0</b>  | <b>1</b>    |
| Sisonke          | Khotsong SANTA   |          |          |          |          |          |          |          |          |          |          |          |           |             |
| Ugu              | D Farrell SANTA  |          |          |          |          |          |          |          |          |          |          |          |           |             |
| uMgungundlovu    | D Goodwin SANTA  | 0        | 0        | 0        | 0        | 0        | 0        | 0        | 0        | 0        | 0        | 0        | 1         | 1           |
|                  | Richmond Chest   | 0        | 0        | 0        | 0        | 0        | 0        | 0        | 0        | 0        | 0        | 0        | 0         | 0           |
| <b>Total</b>     |                  | <b>0</b> | <b>0</b> | <b>0</b> | <b>0</b> | <b>0</b> | <b>0</b> | <b>0</b> | <b>0</b> | <b>0</b> | <b>0</b> | <b>0</b> | <b>1</b>  | <b>1</b>    |
| Zululand         | Mountain View    | 0        | 2        | 0        | 0        | 1        | 1        | 0        | 0        | 2        | 0        | 0        | 0         | 6           |
|                  | Siloah Lutheran  | 0        | 0        | 0        | 0        | 0        | 0        | 0        | 0        | 0        | 0        | 0        | 0         | 0           |
|                  | St Francis       | 0        | 1        | 1        | 0        | 0        | 0        | 2        | 0        | 1        | 0        | 0        | 16        | 21          |
|                  | Thulasizwe       | 0        | 0        | 0        | 0        | 0        | 0        | 0        | 0        | 0        | 0        | 0        | 0         | 0           |
| <b>Total</b>     |                  | <b>0</b> | <b>3</b> | <b>1</b> | <b>0</b> | <b>1</b> | <b>1</b> | <b>2</b> | <b>0</b> | <b>3</b> | <b>0</b> | <b>0</b> | <b>16</b> | <b>27</b>   |
| <b>KZN Total</b> |                  | <b>0</b> | <b>3</b> | <b>1</b> | <b>0</b> | <b>1</b> | <b>1</b> | <b>3</b> | <b>0</b> | <b>4</b> | <b>0</b> | <b>0</b> | <b>17</b> | <b>30</b>   |

Table D8: Specialised Hospitals: TB - Bed Occupancy Rate

| District         | Name of Hospital  | Apr-04      | May-04      | Jun-04      | Jul-04      | Aug-04      | Sep-04      | Oct-04      | Nov-04       | Dec-04      | Jan-05      | Feb-05       | Mar-05      | Average     |
|------------------|-------------------|-------------|-------------|-------------|-------------|-------------|-------------|-------------|--------------|-------------|-------------|--------------|-------------|-------------|
| Amajuba          | Madadeni          | 32.0        | 34.2        | 28.7        | 24.2        | 26.3        | 25.2        | 21.5        | 21.5         | 21.7        | 19.4        | 25.0         | 23.1        | 25.3        |
| <b>Total</b>     |                   | <b>32.0</b> | <b>34.2</b> | <b>28.7</b> | <b>24.2</b> | <b>26.3</b> | <b>25.2</b> | <b>21.5</b> | <b>21.5</b>  | <b>21.7</b> | <b>19.4</b> | <b>25.0</b>  | <b>23.1</b> | <b>25.3</b> |
| eThekwini        | C James SANTA     | 72.3        | 68.0        | 75.6        | 77.4        | 69.2        | 74.0        | 79.3        | 79.9         | 66.9        | 81.2        | 78.2         | 67.5        | 74.1        |
|                  | D McKenzie SANTA  | 49.7        | 57.0        | 56.9        | 52.7        | 51.7        | 59.5        | 63.4        | 66.7         | 55.0        | 64.8        | 73.2         | 59.8        | 59.1        |
|                  | FOSA TB *         | 64.5        | 68.4        | 114.4       | 108.5       | 135.6       | 132.9       | 134.0       | 123.6        | 70.2        | 92.1        | 87.0         | 105.4       | 103.3       |
|                  | King George V *   | 33.4        | 72.6        | 74.2        | 73.5        | 70.2        | 71.5        | 79.5        | 81.9         | 62.0        | 74.8        | 532.9        | 77.9        | 72.6        |
| <b>Total</b>     |                   | <b>48.4</b> | <b>66.7</b> | <b>78.0</b> | <b>76.0</b> | <b>76.9</b> | <b>80.4</b> | <b>85.4</b> | <b>85.0</b>  | <b>62.8</b> | <b>76.8</b> | <b>105.9</b> | <b>75.6</b> | <b>75.1</b> |
| Sisonke          | Khotsong SANTA *  | 63.8        | 63.9        | 76.4        | 89.8        | 99.6        | 93.9        | 72.7        | 107.9        | 58.4        |             |              |             | 80.1        |
| Ugu              | D Farrell SANTA   | 93.7        | 92.6        | 108.4       | 92.7        | 93.9        | 90.2        | 83.7        | 87.6         | 91.1        | 89.2        | 88.5         | 94.3        | 91.9        |
| uMgungundlovu    | D Goodwin SANTA * | 93.7        | 63.0        | 64.1        | 64.6        | 69.1        | 67.9        | 222.7       | 65.2         | 42.8        | 53.4        | 67.1         | 63.0        | 66.2        |
|                  | Richmond Chest    | 63.9        | 58.6        | 58.0        | 59.3        | 62.6        | 66.1        | 73.5        | 64.6         | 75.1        | 61.3        | 53.3         | 52.5        | 62.3        |
| <b>Total</b>     |                   | <b>63.8</b> | <b>59.3</b> | <b>59.0</b> | <b>60.2</b> | <b>63.7</b> | <b>66.4</b> | <b>81.7</b> | <b>64.7</b>  | <b>69.7</b> | <b>60.1</b> | <b>55.3</b>  | <b>54.2</b> | <b>62.9</b> |
| Zululand         | Mountain View     | 59.7        | 71.5        | 71.6        | 73.9        | 59.7        | 70.3        | 71.9        | 68.9         | 64.8        | 65.9        | 62.8         | 59.9        | 66.8        |
|                  | Siloah Lutheran * | 208.0       | 153.6       | 3.5         | 4.8         | 5.9         | 6.3         | 187.3       | 202.8        | 7.9         | 115.9       | 90.7         | 51.4        | 11.1        |
|                  | St Francis        | 73.3        | 54.8        | 49.1        | 52.9        | 51.0        | 56.0        | 47.7        | 52.5         | 71.4        | 57.4        | 59.8         | 80.1        | 57.5        |
|                  | Thulasizwe        | 25.1        | 34.9        | 27.7        | 28.2        | 66.9        | 65.5        | 40.0        | 92.1         | 75.9        | 32.3        | 28.7         | 22.8        | 39.0        |
| <b>Total</b>     |                   | <b>82.4</b> | <b>72.3</b> | <b>6.9</b>  | <b>8.1</b>  | <b>8.7</b>  | <b>9.7</b>  | <b>96.5</b> | <b>116.9</b> | <b>11.4</b> | <b>72.4</b> | <b>63.2</b>  | <b>50.9</b> | <b>17.2</b> |
| <b>KZN Total</b> |                   | <b>61.5</b> | <b>66.0</b> | <b>26.6</b> | <b>27.5</b> | <b>28.1</b> | <b>29.7</b> | <b>82.1</b> | <b>83.9</b>  | <b>29.2</b> | <b>69.0</b> | <b>72.1</b>  | <b>63.2</b> | <b>42.9</b> |

Note: Facilities with \* implies that the indicator is low or high, due to over or under estimation of some variables

Shaded areas indicate missing data

Table D9: Specialised Hospitals: TB - Bed Turnover Rate

| District         | Name of Hospital | Apr-04     | May-04     | Jun-04     | Jul-04     | Aug-04     | Sep-04     | Oct-04     | Nov-04     | Dec-04     | Jan-05     | Feb-05     | Mar-05     | Average    |
|------------------|------------------|------------|------------|------------|------------|------------|------------|------------|------------|------------|------------|------------|------------|------------|
| Amajuba          | Madadeni         | 0.4        | 0.4        | 0.5        | 0.5        | 0.4        | 0.6        | 0.3        | 0.6        | 0.6        | 0.6        | 0.4        | 0.4        | 0.5        |
| <b>Total</b>     |                  | <b>0.4</b> | <b>0.5</b> | <b>0.5</b> | <b>0.5</b> | <b>0.4</b> | <b>0.7</b> | <b>0.3</b> | <b>0.6</b> | <b>0.7</b> | <b>0.7</b> | <b>0.5</b> | <b>0.4</b> | <b>0.5</b> |
| eThekwini        | C James SANTA    | 0.3        | 0.2        | 0.2        | 0.3        | 0.3        | 0.3        | 0.2        | 0.4        | 0.2        | 0.4        | 0.2        | 0.3        | 0.3        |
|                  | D McKenzie SANTA | 0.2        | 0.2        | 0.3        | 0.3        | 0.2        | 0.3        | 0.2        | 0.2        | 0.3        | 0.3        | 0.3        | 0.4        | 0.3        |
|                  | FOSA TB          | 0.2        | 0.3        | 0.5        | 0.5        | 0.5        | 1.0        | 0.8        | 0.7        | 0.3        | 0.7        | 0.7        | 0.3        | 0.5        |
|                  | King George V    | 0.2        | 0.3        | 0.3        | 0.4        | 0.3        | 0.3        | 0.3        | 0.3        | 0.4        | 0.6        | 0.3        | 0.4        | 0.3        |
| <b>Total</b>     |                  | <b>0.2</b> | <b>0.3</b> | <b>0.3</b> | <b>0.4</b> | <b>0.3</b> | <b>0.4</b> | <b>0.4</b> | <b>0.4</b> | <b>0.3</b> | <b>0.5</b> | <b>0.4</b> | <b>0.4</b> | <b>0.3</b> |
| Sisonke          | Khotsong SANTA   | 0.2        | 0.3        | 0.3        | 0.3        | 0.2        | 0.4        | 0.3        | 0.3        | 0.4        |            |            |            | 0.3        |
| Ugu              | D Farrell SANTA  | 0.4        | 0.3        | 0.4        | 0.3        | 0.4        | 0.5        | 0.2        | 0.4        | 0.3        | 0.3        | 0.4        | 0.2        | 0.3        |
| uMgungundlovu    | D Goodwin SANTA  | 0.3        | 0.3        | 0.3        | 0.6        | 0.3        | 0.5        | 0.6        | 0.4        | 0.4        | 0.4        | 0.3        | 0.2        | 0.4        |
|                  | Richmond Chest   | 0.3        | 0.3        | 0.3        | 0.3        | 0.3        | 0.3        | 0.3        | 0.3        | 0.3        | 0.3        | 0.2        | 0.3        | 0.3        |
| <b>Total</b>     |                  | <b>0.3</b> | <b>0.3</b> | <b>0.3</b> | <b>0.3</b> | <b>0.3</b> | <b>0.3</b> | <b>0.3</b> | <b>0.3</b> | <b>0.3</b> | <b>0.3</b> | <b>0.3</b> | <b>0.3</b> | <b>0.3</b> |
| Zululand         | Mountain View    | 0.3        | 0.5        | 0.3        | 0.5        | 0.6        | 0.4        | 0.6        | 0.4        | 0.3        | 0.3        | 0.4        | 0.4        | 0.4        |
|                  | Siloah Lutheran  | 1.3        | 2.2        | 0.0        | 0.0        | 0.0        | 0.0        | 0.4        | 0.2        | 0.0        | 0.3        | 0.4        | 0.5        | 0.0        |
|                  | St Francis       | 1.4        | 1.3        | 1.0        | 1.2        | 1.1        | 1.5        | 1.3        | 1.5        | 1.7        | 1.2        | 1.3        | 2.1        | 1.4        |
|                  | Thulasizwe       | 0.5        | 0.5        | 0.5        | 0.3        | 0.7        | 0.8        | 0.4        | 1.0        | 1.0        | 0.4        | 0.4        | 0.5        | 0.5        |
| <b>Total</b>     |                  | <b>0.8</b> | <b>1.0</b> | <b>0.1</b> | <b>0.1</b> | <b>0.1</b> | <b>0.1</b> | <b>0.6</b> | <b>0.7</b> | <b>0.1</b> | <b>0.5</b> | <b>0.6</b> | <b>0.8</b> | <b>0.1</b> |
| <b>KZN Total</b> |                  | <b>0.3</b> | <b>0.4</b> | <b>0.1</b> | <b>0.1</b> | <b>0.1</b> | <b>0.2</b> | <b>0.4</b> | <b>0.4</b> | <b>0.1</b> | <b>0.4</b> | <b>0.4</b> | <b>0.4</b> | <b>0.2</b> |

Table D10: Specialised Hospitals: TB - Average Length of Stay

| District         | Name of Hospital  | Apr-04      | May-04      | Jun-04      | Jul-04      | Aug-04      | Sep-04      | Oct-04      | Nov-04      | Dec-04      | Jan-05      | Feb-05      | Mar-05      | Average     |
|------------------|-------------------|-------------|-------------|-------------|-------------|-------------|-------------|-------------|-------------|-------------|-------------|-------------|-------------|-------------|
| Amajuba          | Madadeni          | 23.4        | 26.1        | 17.2        | 16.6        | 18.6        | 12.1        | 23.5        | 11.2        | 10.5        | 9.8         | 16.2        | 19.8        | 16.1        |
| <b>Total</b>     |                   | <b>23.4</b> | <b>26.1</b> | <b>17.2</b> | <b>16.6</b> | <b>18.6</b> | <b>12.1</b> | <b>23.5</b> | <b>11.2</b> | <b>10.5</b> | <b>9.8</b>  | <b>16.2</b> | <b>19.8</b> | <b>16.1</b> |
| eThekwini        | C James SANTA *   | 73.6        | 90.3        | 116.7       | 90.0        | 62.3        | 83.3        | 102.9       | 66.4        | 133.3       | 58.8        | 106.6       | 68.5        | 82.1        |
|                  | D McKenzie SANTA  | 79.6        | 78.9        | 66.9        | 60.3        | 68.6        | 68.7        | 89.0        | 95.2        | 66.8        | 60.0        | 69.4        | 43.9        | 68.0        |
|                  | FOSA TB *         | 79.7        | 61.3        | 69.1        | 67.7        | 89.3        | 41.8        | 55.4        | 52.9        | 81.6        | 41.3        | 36.6        | 124.4       | 59.5        |
|                  | King George V     | 44.2        | 82.3        | 77.4        | 58.9        | 63.5        | 70.0        | 78.0        | 77.8        | 51.1        | 40.5        | 61.6        | 63.3        | 61.6        |
| <b>Total</b>     |                   | <b>62.1</b> | <b>78.3</b> | <b>78.5</b> | <b>67.1</b> | <b>70.6</b> | <b>59.8</b> | <b>75.0</b> | <b>69.1</b> | <b>71.8</b> | <b>48.0</b> | <b>61.1</b> | <b>66.6</b> | <b>66.2</b> |
| Sisonke          | Khotsong SANTA *  | 111.0       | 62.4        | 77.6        | 82.1        | 129.1       | 65.5        | 76.3        | 94.2        | 46.3        |             |             |             | 78.6        |
| Ugu              | D Farrell SANTA * | 80.3        | 90.6        | 85.5        | 103.5       | 83.2        | 50.2        | 116.7       | 70.6        | 108.2       | 97.6        | 67.6        | 119.6       | 84.9        |
| uMgungundlovu    | D Goodwin SANTA   | 59.8        | 61.8        | 66.2        | 32.5        | 66.0        | 44.1        | 39.1        | 55.8        | 34.5        | 39.1        | 57.8        | 80.1        | 49.8        |
|                  | Richmond Chest    | 68.8        | 58.4        | 61.3        | 62.2        | 76.2        | 70.3        | 76.6        | 67.5        | 80.6        | 68.7        | 60.7        | 63.4        | 67.8        |
| <b>Total</b>     |                   | <b>67.2</b> | <b>59.0</b> | <b>62.1</b> | <b>53.5</b> | <b>74.1</b> | <b>63.8</b> | <b>67.0</b> | <b>65.5</b> | <b>70.9</b> | <b>62.4</b> | <b>60.2</b> | <b>66.1</b> | <b>64.1</b> |
| Zululand         | Mountain View     | 53.7        | 47.1        | 63.2        | 45.4        | 30.4        | 55.2        | 39.2        | 56.0        | 62.1        | 59.5        | 49.9        | 43.7        | 48.6        |
|                  | Siloah Lutheran * | 48.7        | 21.4        | 56.9        | 87.3        | 156.0       | 107.1       | 135.5       | 255.5       | 262.1       | 117.4       | 66.7        | 31.3        | 87.1        |
|                  | St Francis        | 16.1        | 13.0        | 14.6        | 14.0        | 14.0        | 11.1        | 11.3        | 10.7        | 13.2        | 14.5        | 13.0        | 12.0        | 12.9        |
|                  | Thulasizwe        | 14.1        | 20.5        | 16.6        | 28.7        | 31.7        | 24.2        | 31.3        | 26.6        | 24.5        | 25.2        | 19.4        | 13.4        | 22.2        |
| <b>Total</b>     |                   | <b>30.9</b> | <b>21.7</b> | <b>32.7</b> | <b>41.0</b> | <b>48.6</b> | <b>41.3</b> | <b>46.5</b> | <b>51.4</b> | <b>59.0</b> | <b>41.8</b> | <b>30.5</b> | <b>20.8</b> | <b>37.8</b> |
| <b>KZN Total</b> |                   | <b>55.1</b> | <b>48.9</b> | <b>57.8</b> | <b>57.3</b> | <b>67.2</b> | <b>52.6</b> | <b>65.2</b> | <b>62.7</b> | <b>63.6</b> | <b>50.7</b> | <b>49.7</b> | <b>50.1</b> | <b>56.7</b> |

Note: Facilities with \* implies that the indicator is low or high, due to over or under estimation of some variables  
Shaded areas indicate missing data